

Royal Bahamas Police Force

Creating Safer Communities



MARCH, 2021

NATIONWIDE CRIME STATISTICS

TABLE OF CONTENTS

Nationwide Crime Analysis - March 2021 vs 2020	1
Nationwide Crime Statistics - March 2021 vs 2020	3
Murder	4
Sexual Offences	6
Armed Robbery	7
Housebreaking	10
Stealing from a Vehicle	12
Stolen Vehicle	13
New Providence Reported Crime Statistics	15
New Providence Divisional Breakdown	16
Grand Bahama Reported Crime Statistics	17
Grand Bahama Divisional Breakdown	18
Family Islands Reported Crime Statistics	19
Family Islands Divisional Breakdown	20
Cybercrime	21
Crime Scene Investigations	21
Firearm Seizures	22
Drug Seizures	23
Missing Persons	24
Emergency Powers Order (Breach)	25
Other Police Activities	26
Complaints Against Police Officers	27
Fire Calls	28
Miscellaneous Offences	29
Domestic Related Cases	31
Gender Based Matters	33
Police Involved Shootings	34
Suicide Related Incidents	35
Drowning Incidents	36
Sudden Death – Natural Causes	37
Financial Crimes	38
Immigration Violations	40
Human Smuggling	41
Traffic Incidents	42
Training	43

Nationwide Crime Analysis
March
2021 vs 2020

Preliminary figures for March 2021 indicate that major crimes increased by 8% with 299 cases, compared to 278 in 2020. Crimes against the person increased by 60% with 83 incidents, compared to 52 in 2020. Property crimes decreased by 4% with 216 incidents, compared to 226 in 2020. There were regional increases in New Providence and the Grand Bahama District at rates of 10% and 19% respectively when compared to 2020.

Homicides increased by 50% with 9 incidents, compared to 6 over the same period in 2020. There were 9 murders in New Providence and 1 in the Abaco Division. The murder solvency rate for the period stands at 56%. Victims between the ages of 18 and 35 represented 56% of all homicides. Based on preliminary figures, homicides were more likely to occur on a Thursday than any other day of the week. Homicides were more prevalent in the **Fox Hill** and **Northeastern Division** which accounted for 44% of the overall total. Fatal gunshot wound was the cause of death for all homicides for the period in review.

Armed robberies increased by 52% with 38 incidents, compared to 25 over the same period in 2020. **Armed robberies** occurred mostly between the hours of 12pm and 4pm. Based on preliminary figures, armed robberies were more likely to occur on a Friday or Tuesday than any other day of the week. Armed robberies were more prevalent in the **Northeastern Division** which accounted for 26% of the overall total. Most armed robberies occurred at business establishments with streets close behind. Firearms continue to be the weapon of choice for the commission of armed robberies. Males represented the highest percentage of victims at 69%, compared to female victims at 31%.

Robberies increased by 50% with 9 incidents, compared to 6 over the same period in 2020. Robberies occurred mostly between the hours of 6pm and 10pm. Based on preliminary figures, robberies were more likely to occur on a Thursday than any other day of the week. Males represented the highest percentage of victims at 60%, compared to female victims at 40%.

Stolen vehicles increased by 19% with 19 incidents, compared to 16 over the same period in 2020. **Toyotas** and **Nissans** were the most targeted vehicles of choice representing 32% and 37% respectively. Toyota Passo was the predominant vehicle model representing 32% of total vehicles stolen. Residences were the most targeted locations and the **Eastern Division** accounted for the majority of stolen vehicles at 26%. Sixteen percent of stolen vehicles in March 2021 were recovered.

Stealing from vehicles increased by 50% with 48 incidents, compared to 32 over the same period in 2020. The most frequent items stolen included of cash, electronics, tools, and auto parts. Nissan Cubes and Notes were the most targeted vehicles for this crime. Based on preliminary figures, stealing from vehicles were more likely to occur on a Monday than any other day of the week. Stealing from vehicle cases were more prevalent in the **Southwestern Division** which accounted for 33% of the overall total for the month.

Housebreakings decreased by 16% with 42 incidents, compared to 50 over the same period in 2020. **New Providence District** accounted for 29 or 69% of all housebreakings, most of which occurred in the **Southwestern Division**. **Grand Bahama including Abaco and Bimini** accounted for 6 or 14% of housebreakings. The **Family Islands District** accounted for the remaining 17% with 7 incidents including 2 in Cat Island, 2 in Eleuthera, 2 in Exuma and 1 in Andros.

For the period in review, a total of 21 **firearms** and 226 rounds of ammunition were discovered and/or seized throughout the Commonwealth of The Bahamas. As a result, 16 persons were charged with possession of illegal firearms. Additionally, **ShotSpotter** detected a total of 99 gunshot incidents, consisting of 81 multiple shots and 18 single shot incidents, totaling 385 rounds discharged.

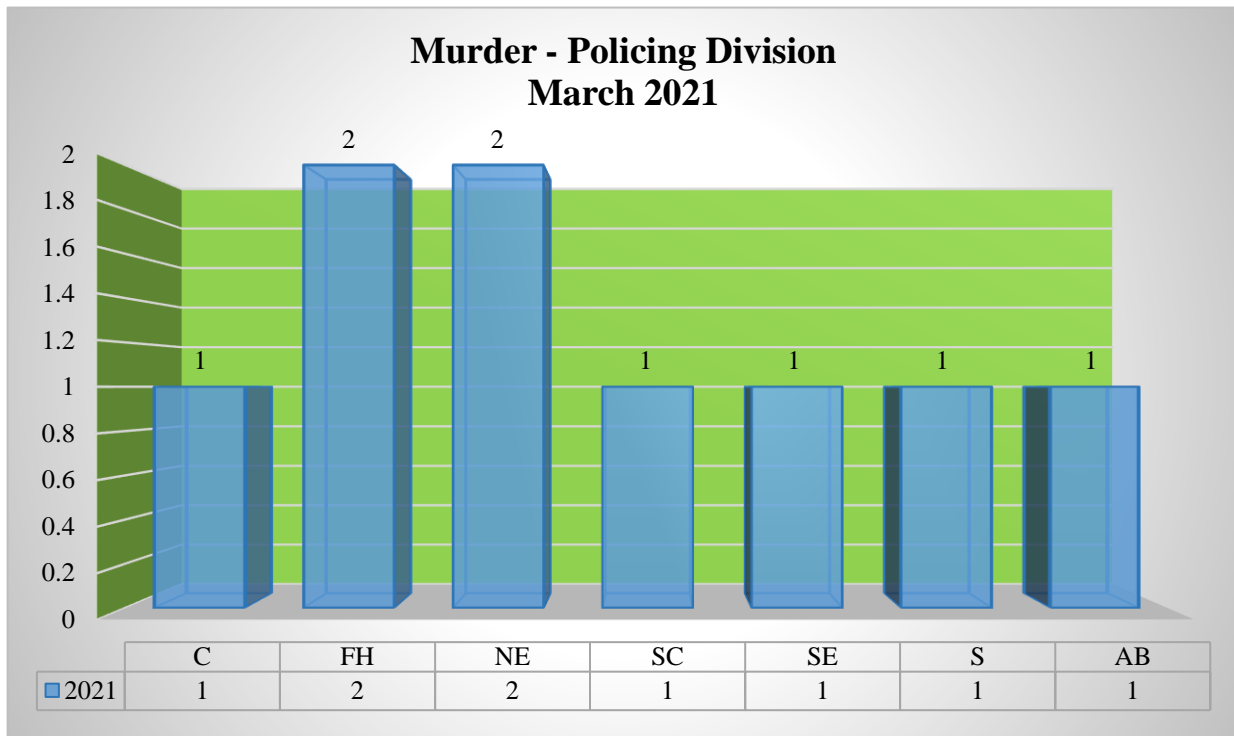
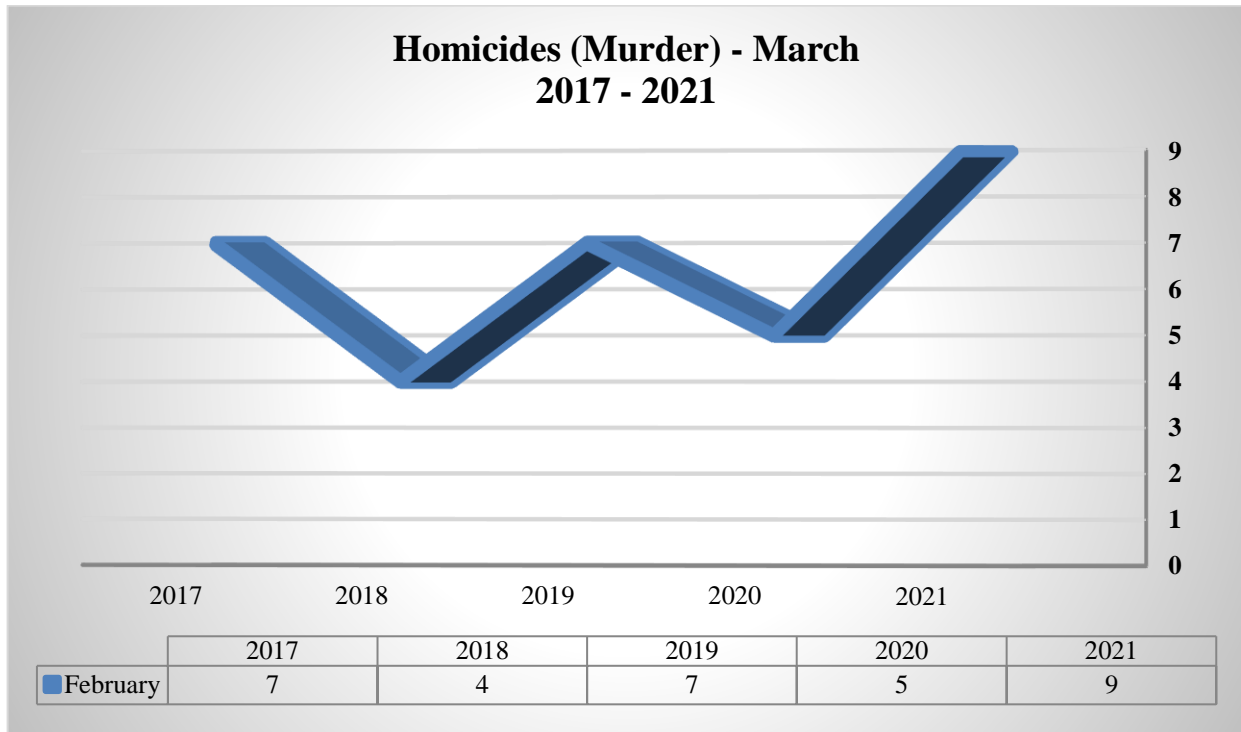
There were 246 breaches to the Emergency Powers Order including 89 curfew violations and 157 other breaches. The Force also responded to 4 Covid 19 calls for assistance. Furthermore, officers of the Royal Bahamas Police Force conducted 1,035 field check patrols, 52 road checks and executed 65 warrants of arrest throughout the Commonwealth of The Bahamas. As a result of these efforts, 147 persons were arrested and 128 suspects were charged for possession of dangerous drugs.

Nationwide Crime Statistics
March
2021 vs 2020

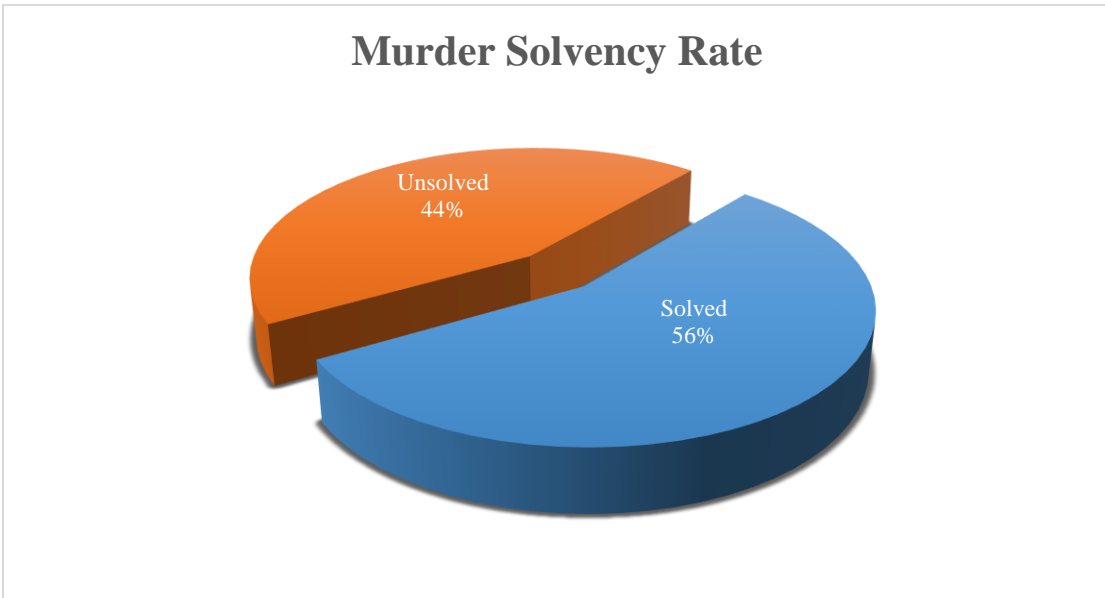
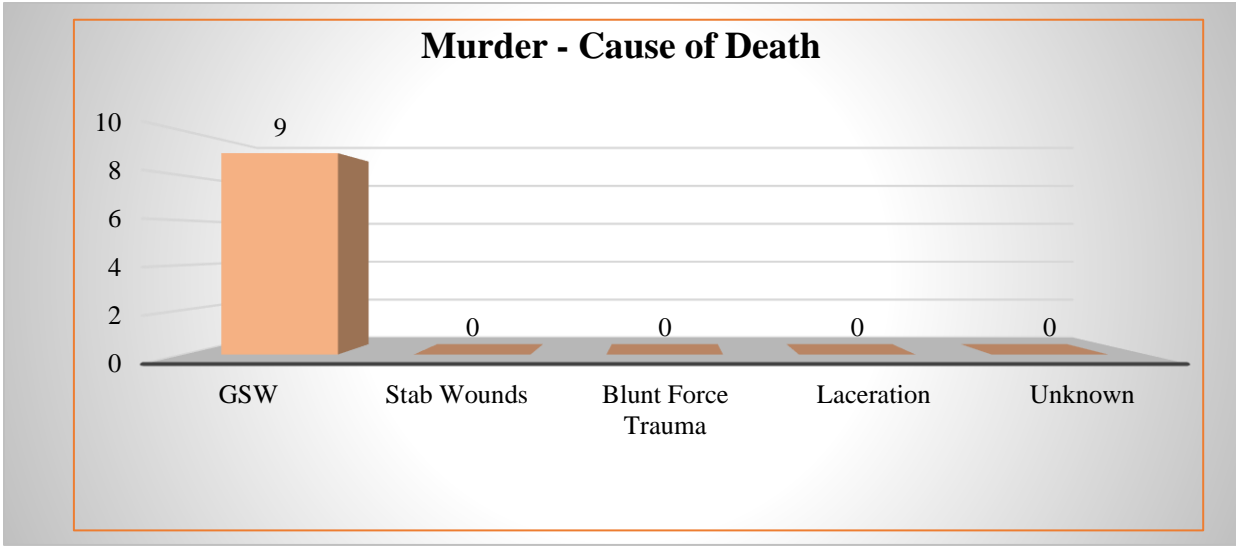
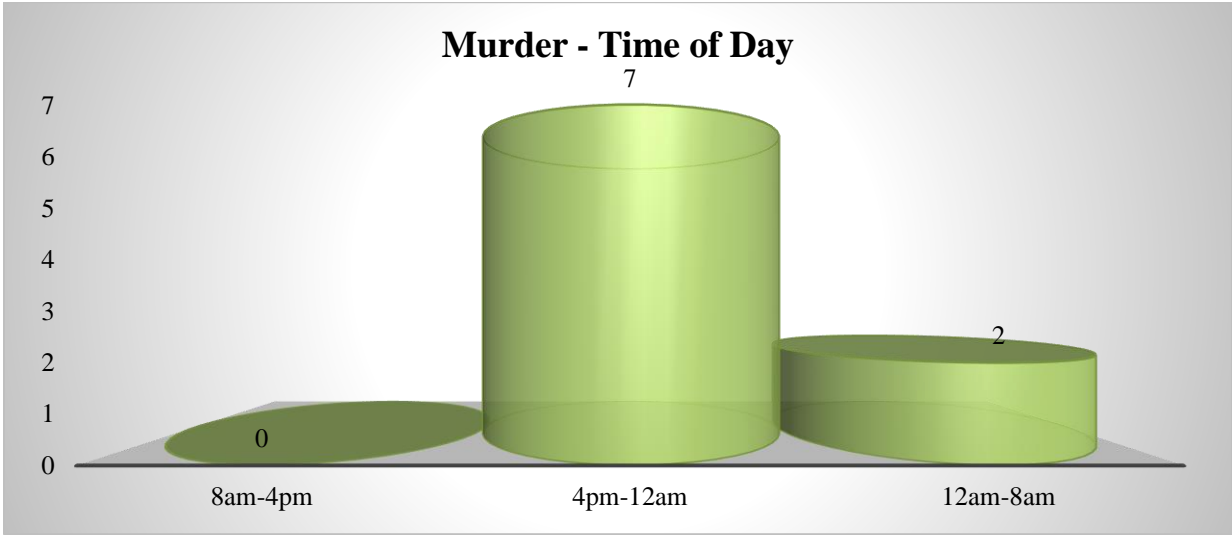
Crimes Against the Person	2021	2020	% CHANGE
Murder	9	6	50
Attempted Murder	3	2	50
Manslaughter	1	1	0
Rape	5	4	25
Attempted Rape	2	1	100
Unlawful Sexual Intercourse	15	6	150
Armed Robbery	38	25	52
Robbery	9	6	50
Attempted Robbery	1	1	0
Sub-Total	83	52	60
Crimes Against the Property	2021	2020	% CHANGE
Burglary	9	8	13
Housebreaking	42	50	-16
Shopbreaking	19	49	-61
Stealing	79	71	11
Stealing from Vehicle	48	32	50
Stolen Vehicle	19	16	19
Sub-Total	216	226	-4
Total	299	278	8

Murder

In 2021, murders for March increased by 80% with 9 cases compared to 5 over the same period in 2020.



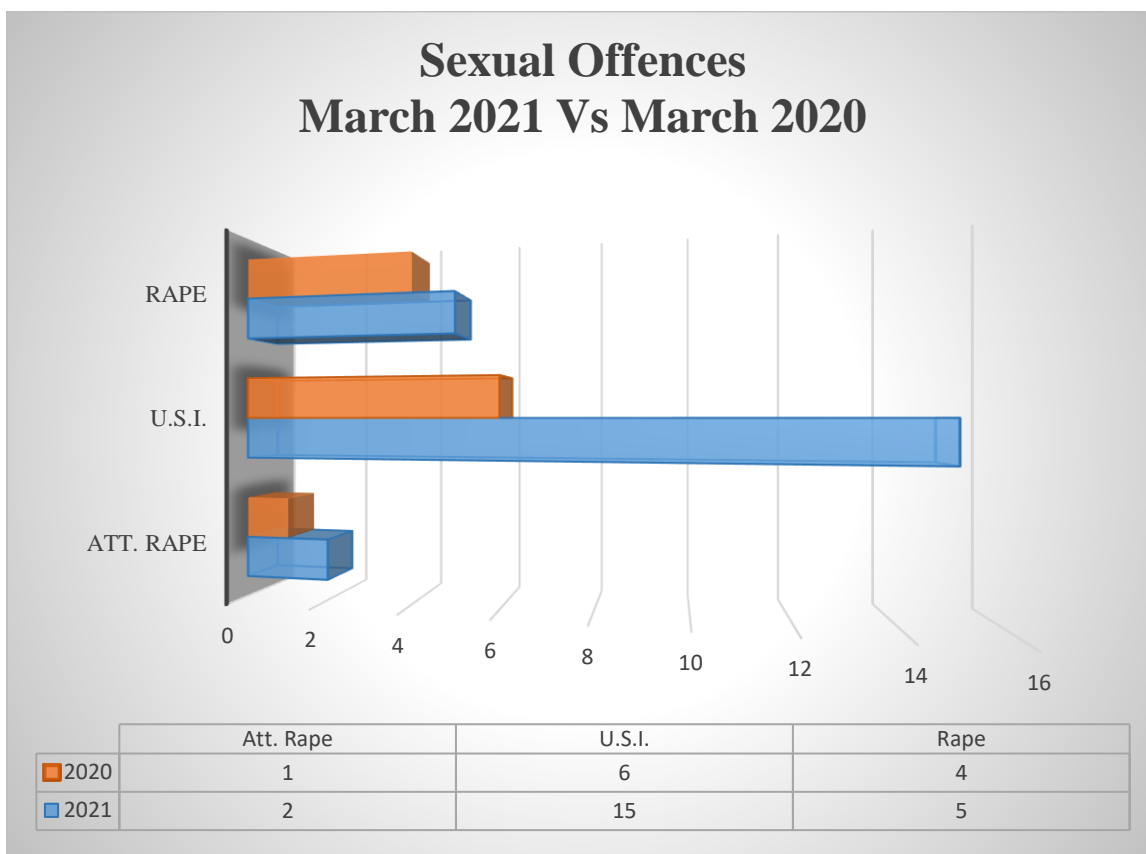
N.B. These are preliminary figures and are subject to change. Research and Policy Branch, RBPF.



N.B. These are preliminary figures and are subject to change. Research and Policy Branch, RBPF.

Sexual Offences

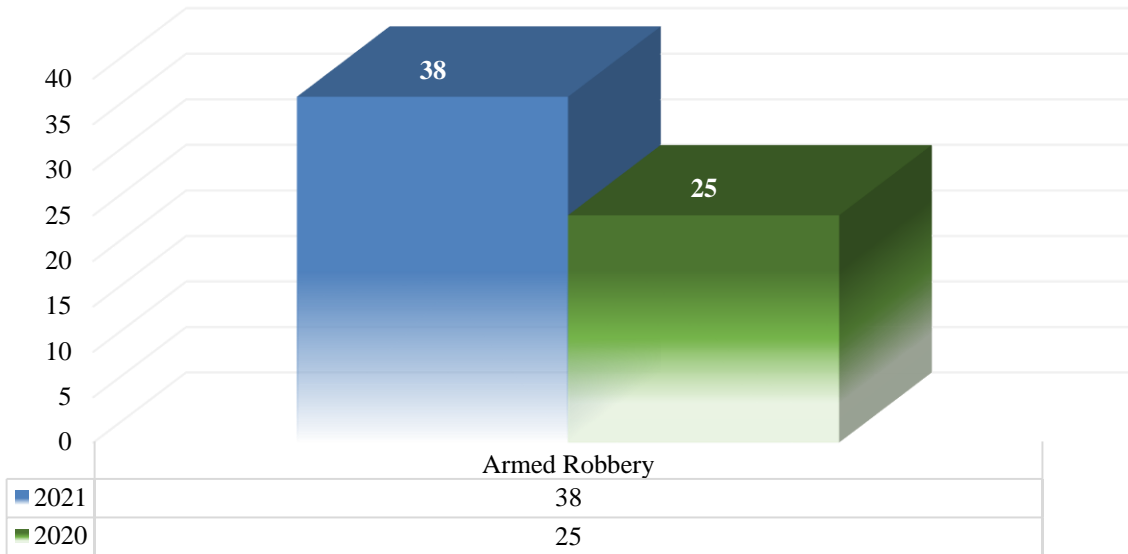
For the month of March 2021, reports of sexual offences increased by 100% with 22 incidents, compared to 11 over the same period 2020. These offences include rape, unlawful sexual intercourse and attempted rape. (N.B. Unlawful sexual intercourse includes incest).



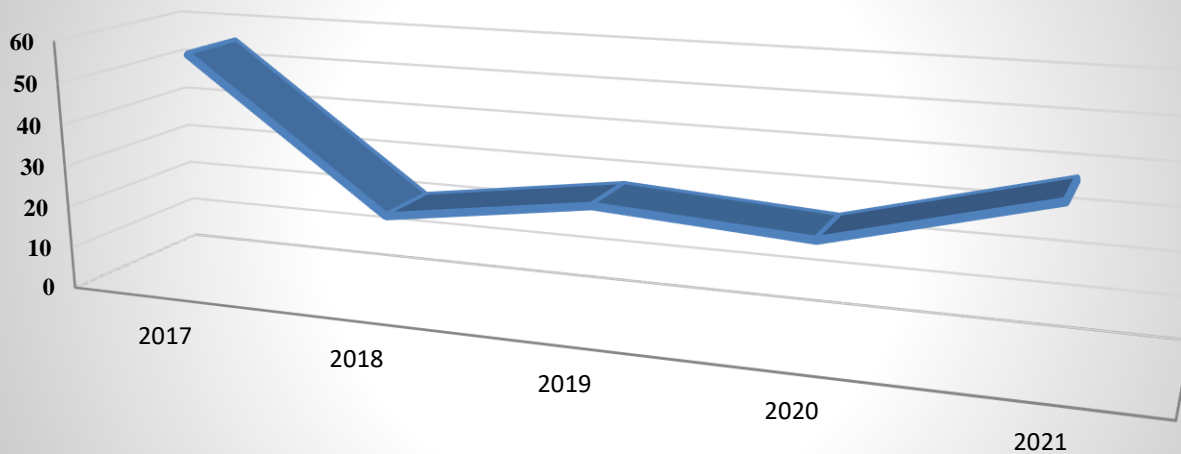
Armed Robbery

For the period in review, armed robberies increased by 52% with 38 incidents, compared to 25 in 2020.

Armed Robbery March 2021 vs 2020

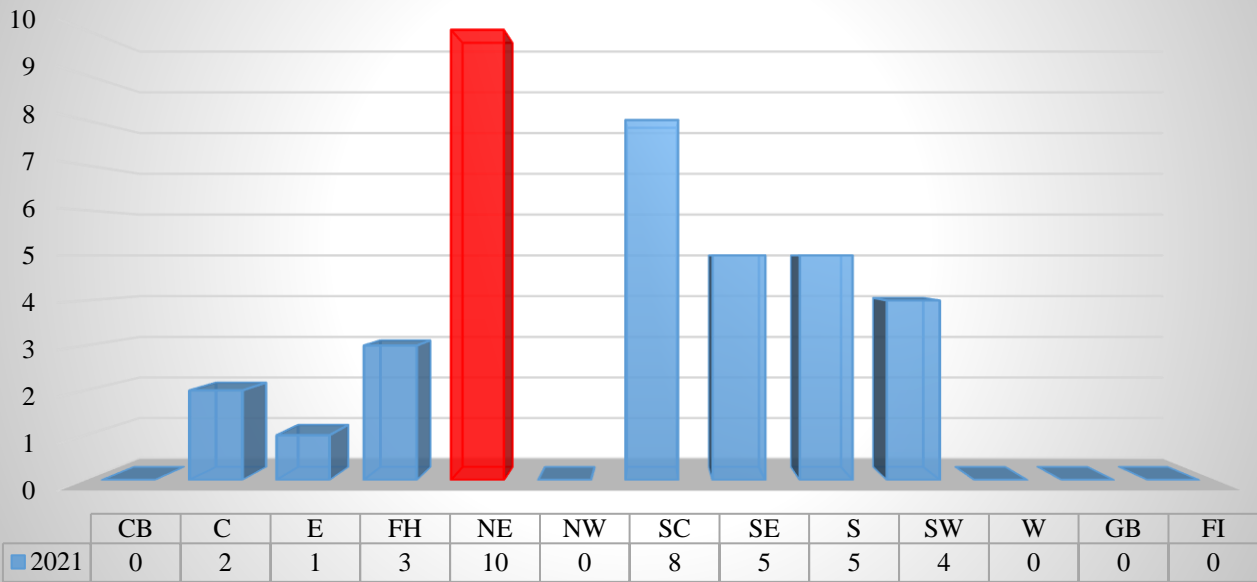


Armed Robbery March 2017 - 2021

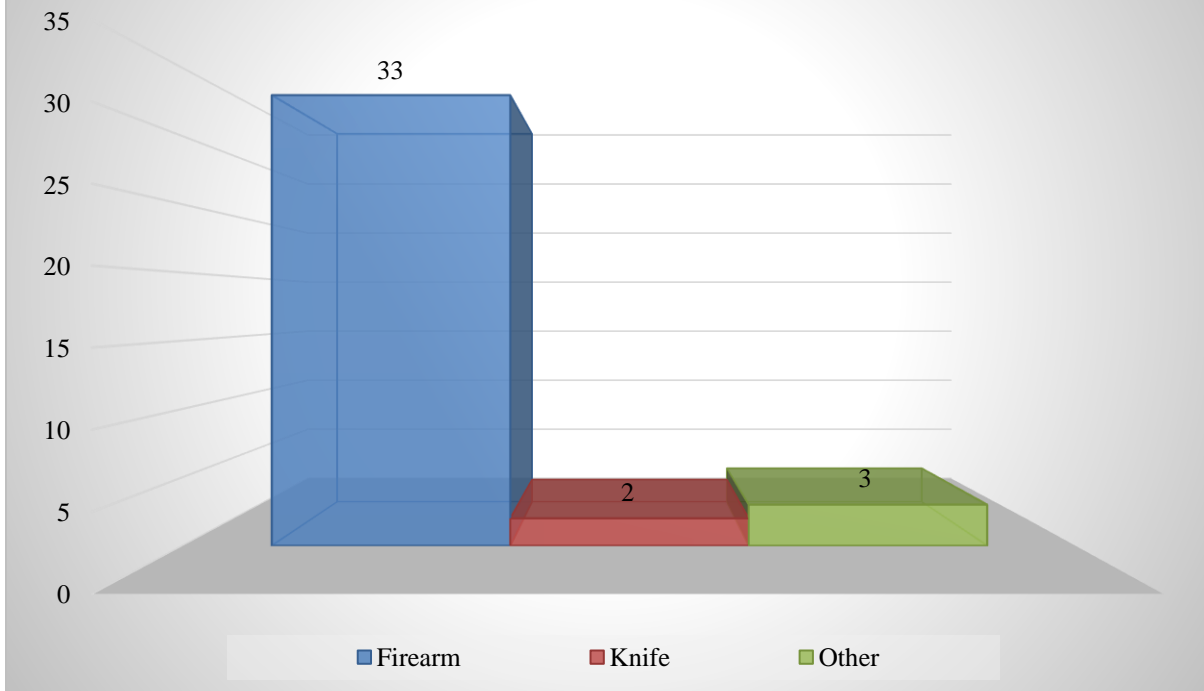


	2017	2018	2019	2020	2021
Armed Robbery	56	21	28	25	38

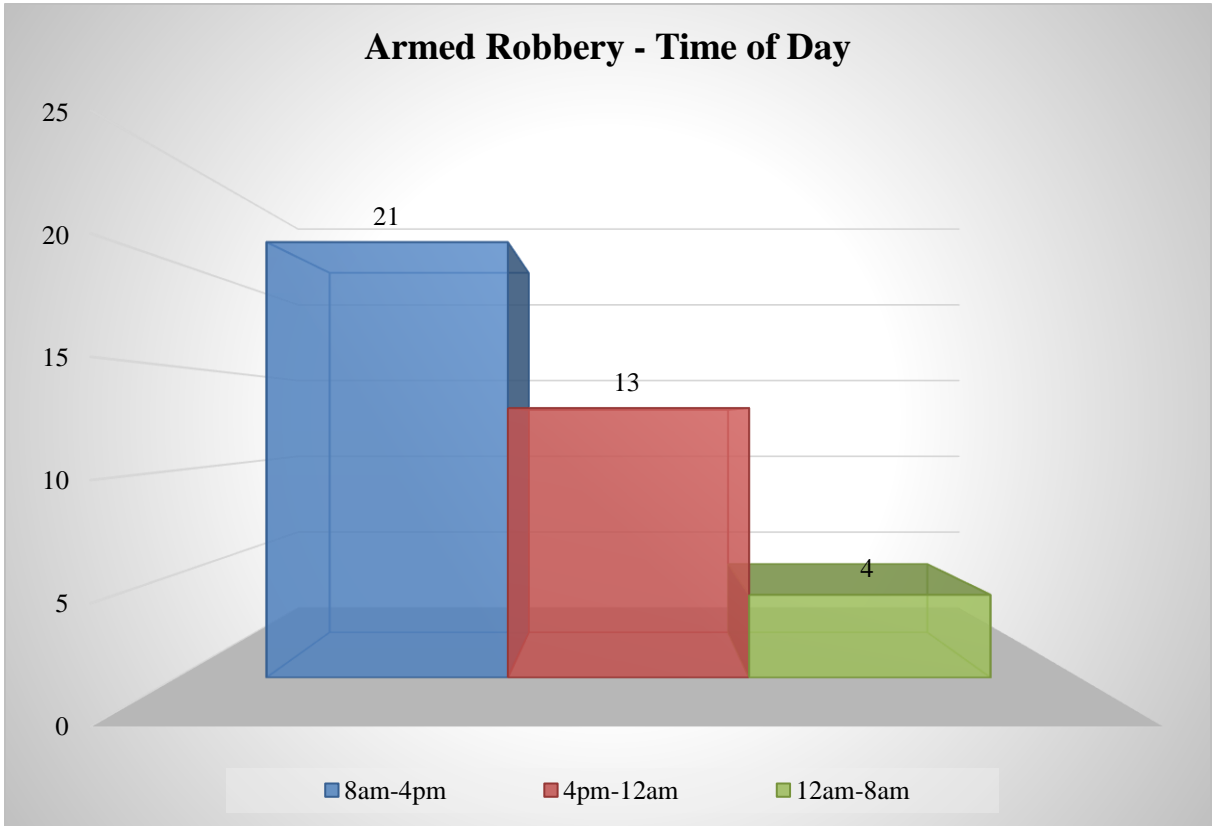
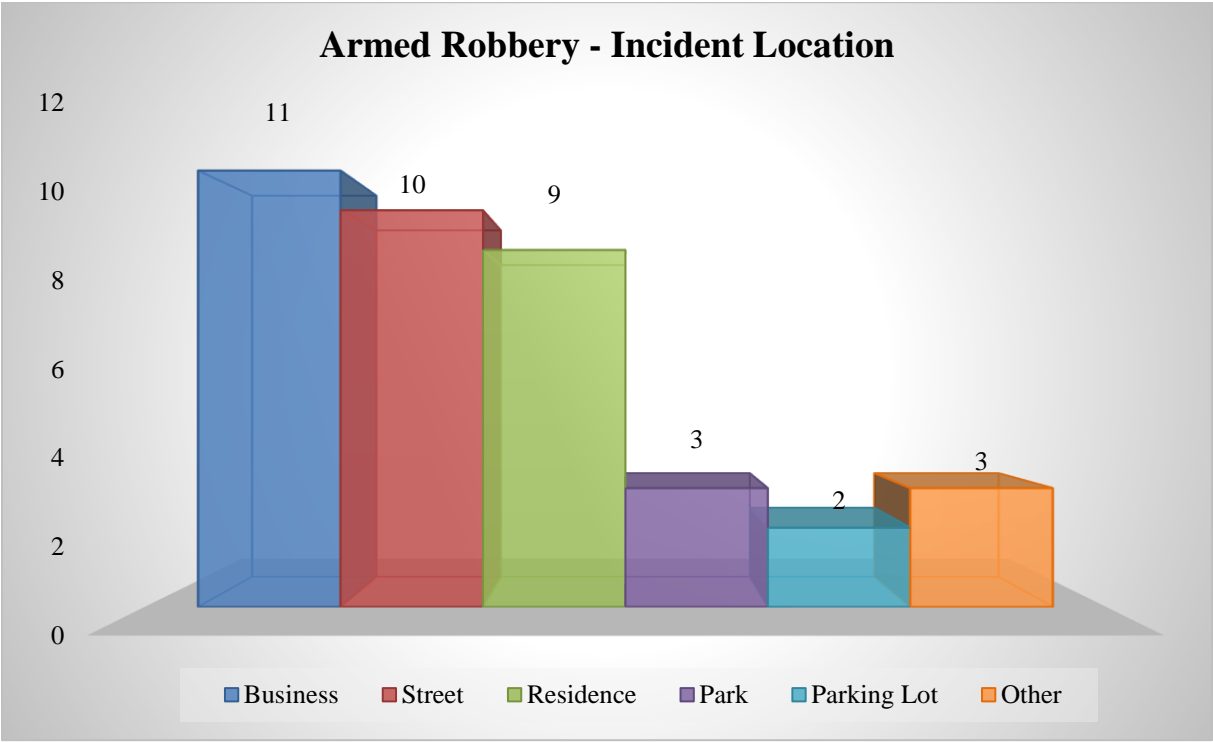
Armed Robbery - Police Division March 2021



Armed Robbery - Weapon Used March 2021



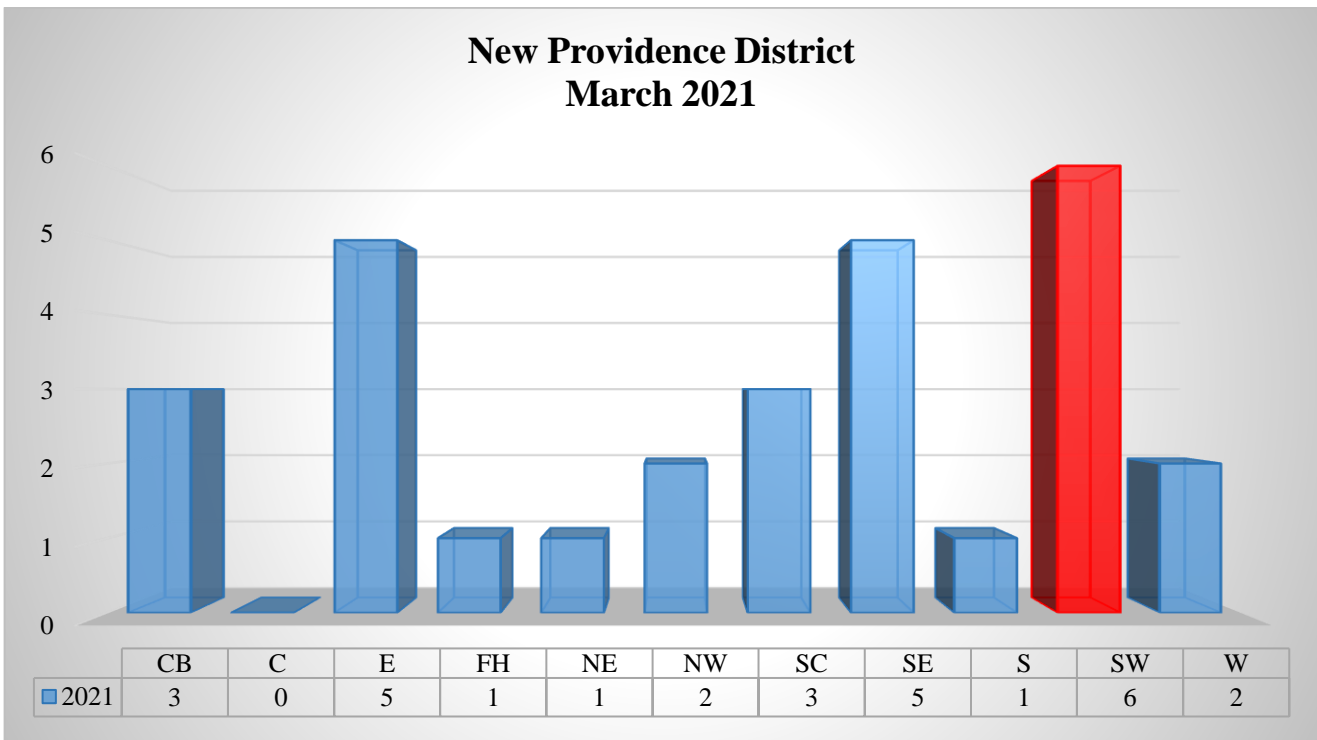
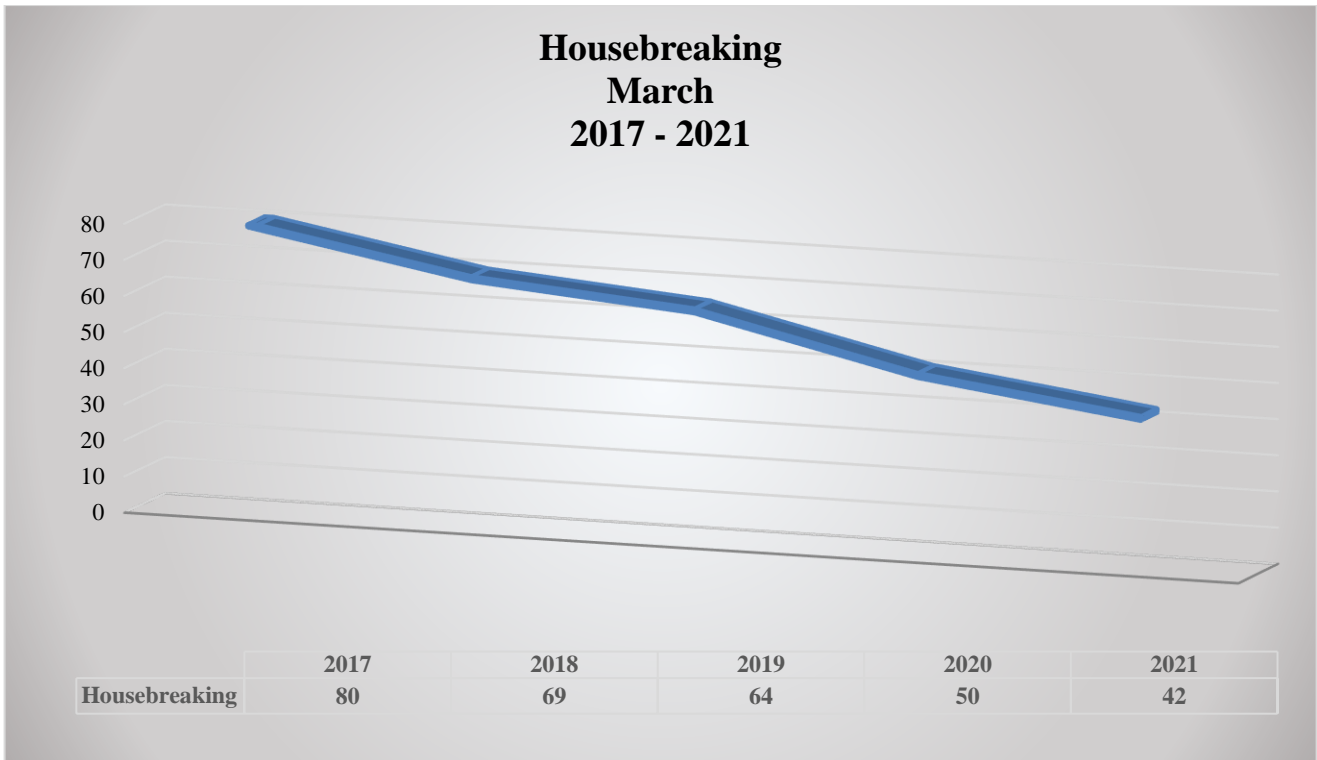
N.B. These are preliminary figures and are subject to change. Research and Policy Branch, RBPF.



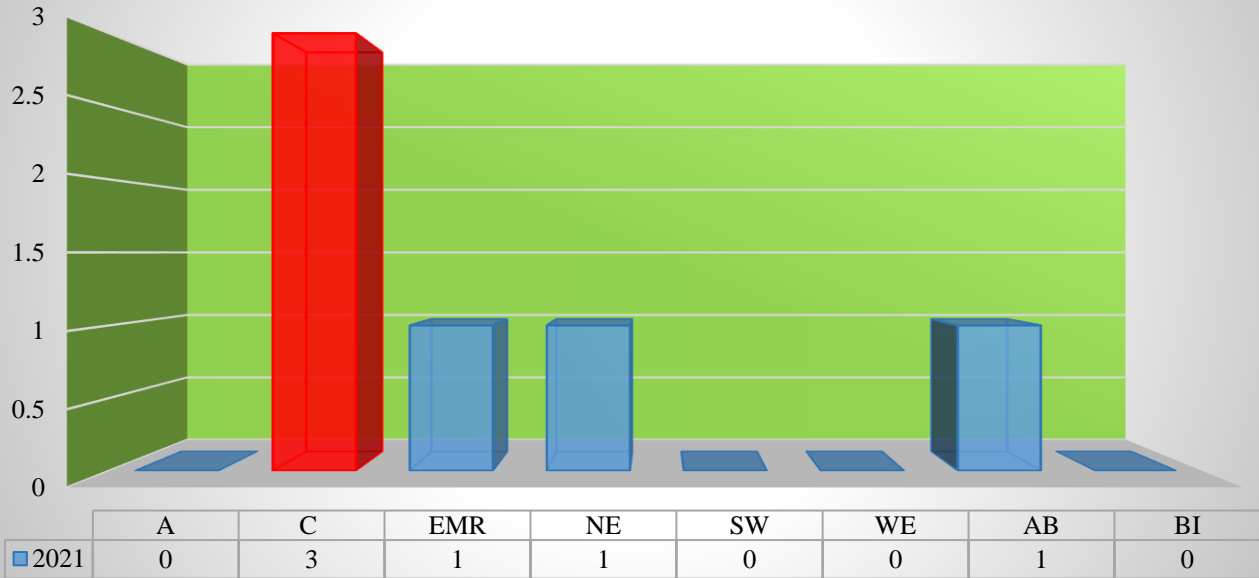
N.B. These are preliminary figures and are subject to change. Research and Policy Branch, RBPF.

Housebreakings

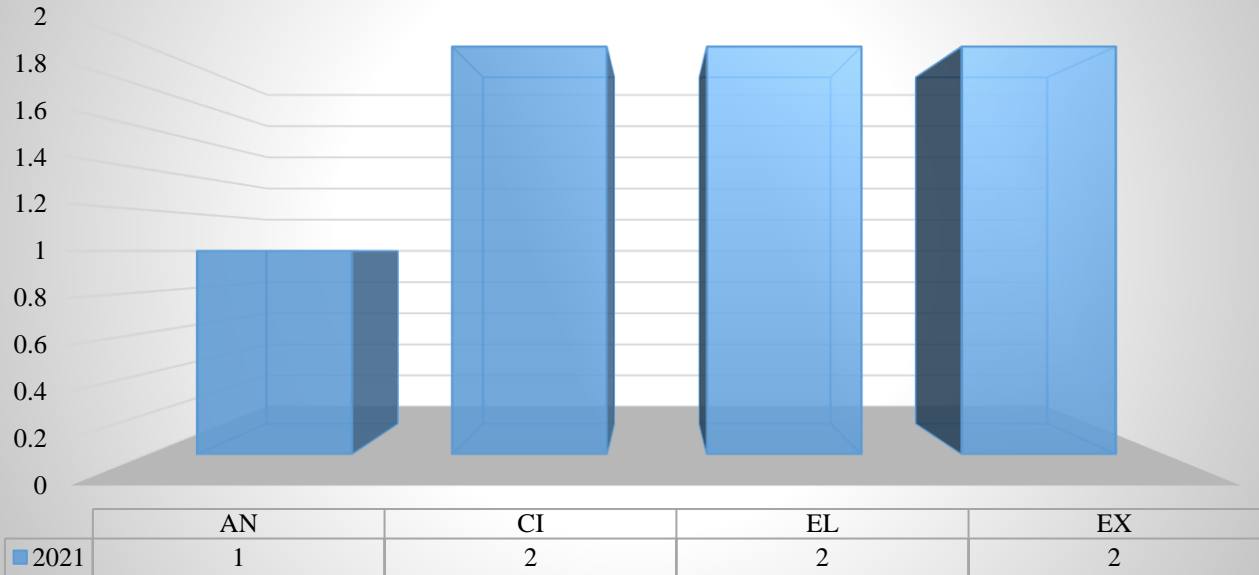
For the period March 2021, housebreaking decreased by 16% with 42 incidents, compared to 50 over the same period in 2020. Based on preliminary figures, housebreakings were more likely to occur on a Tuesday than any other day of the week.



Grand Bahama District March 2021



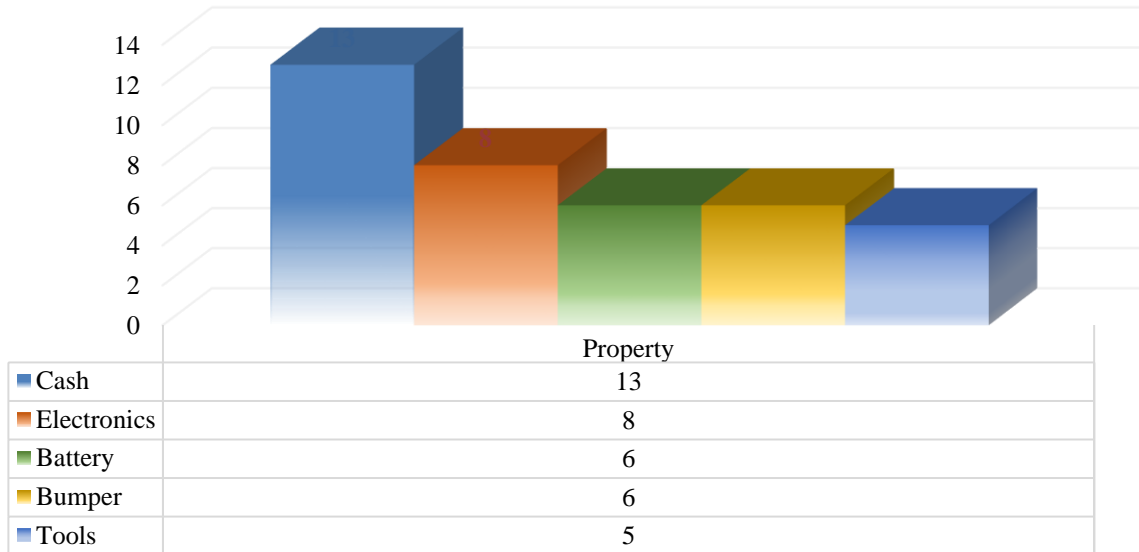
Family Islands District March 2021



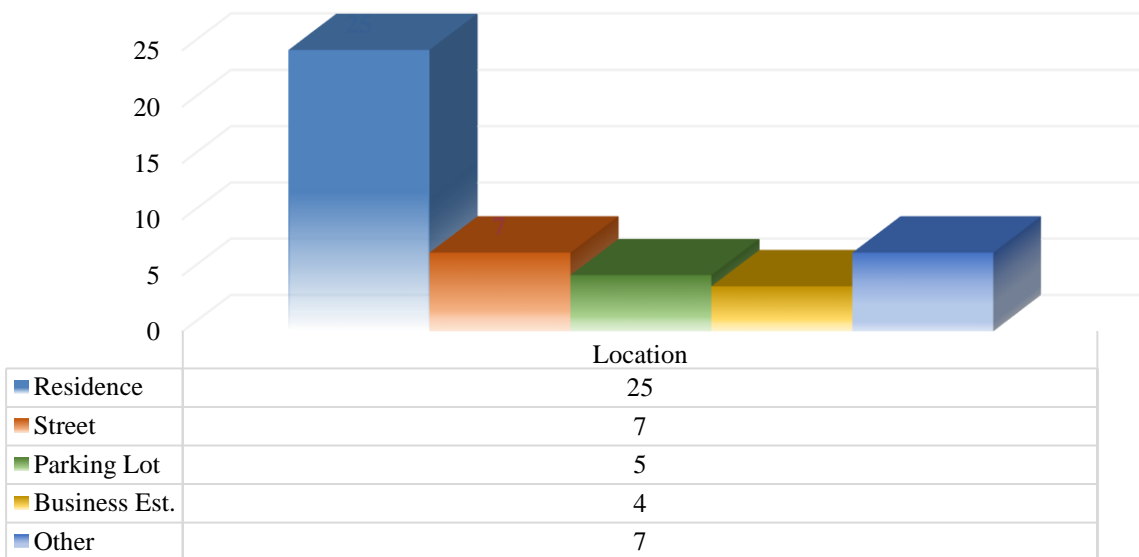
Stealing from Vehicle

For the period March 2021, stealing from a vehicle increased by 50% with 48 incidents, compared to 32 over the same period in 2020. Items of choice stolen from vehicles mostly consisted of cash, electronics, tools, and auto parts. Other items consisted of personal documents, jewelry and audio speakers. Residences were the most targeted areas for this crime representing 52% of total incidents. Other locations include beaches, parks and open yards. Stealing from vehicles mostly occurred within the Southwestern division.

Stealing from Vehicle - Items Stolen March 2021

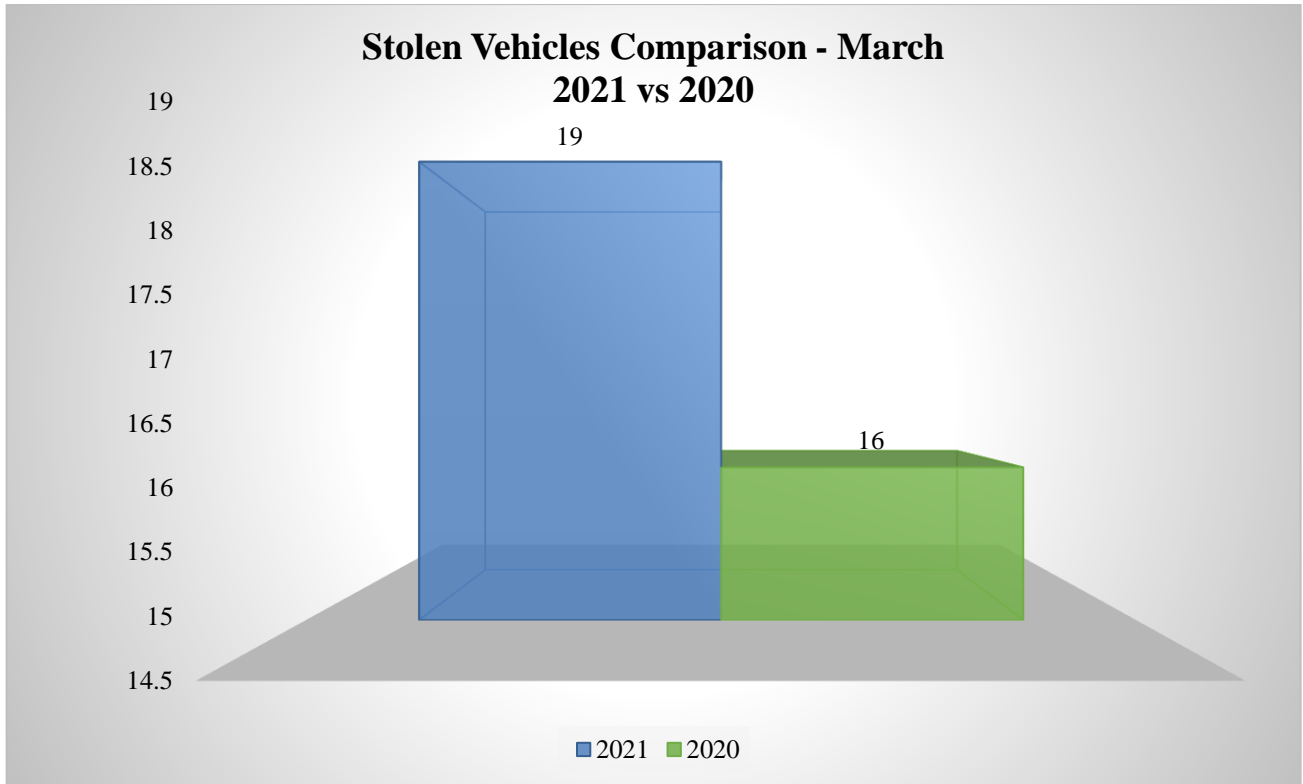


Stealing from Vehicle - Location Type March 2021

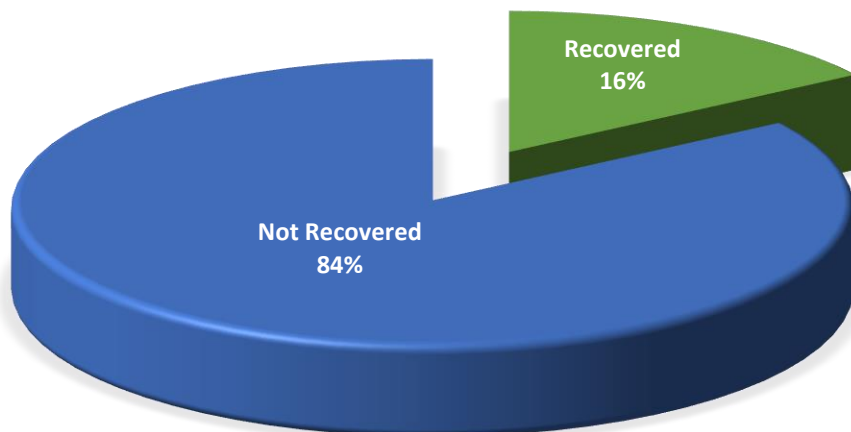


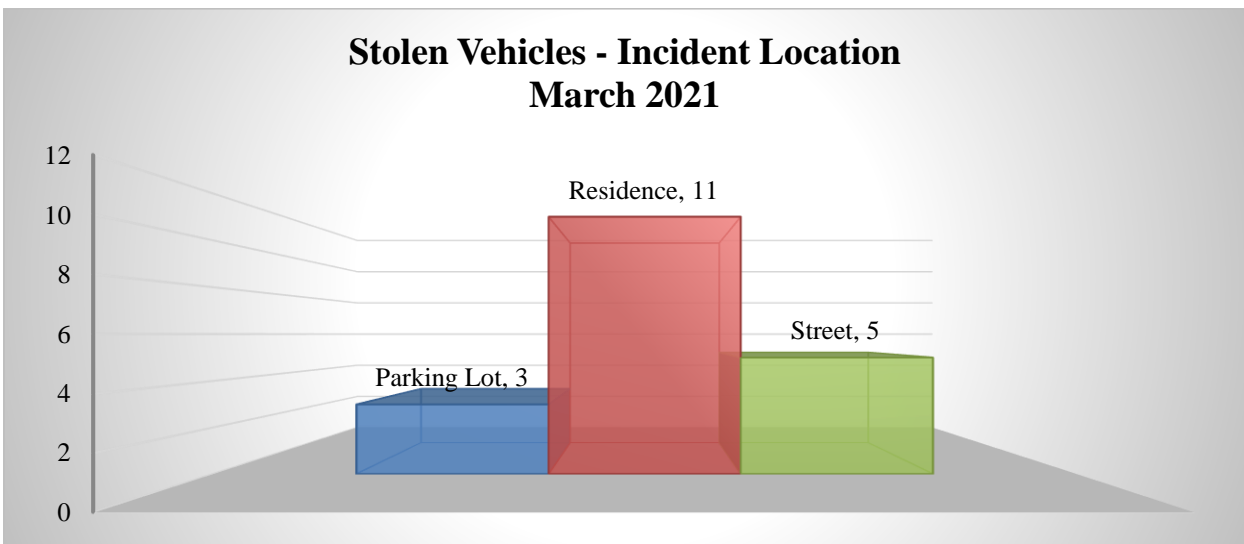
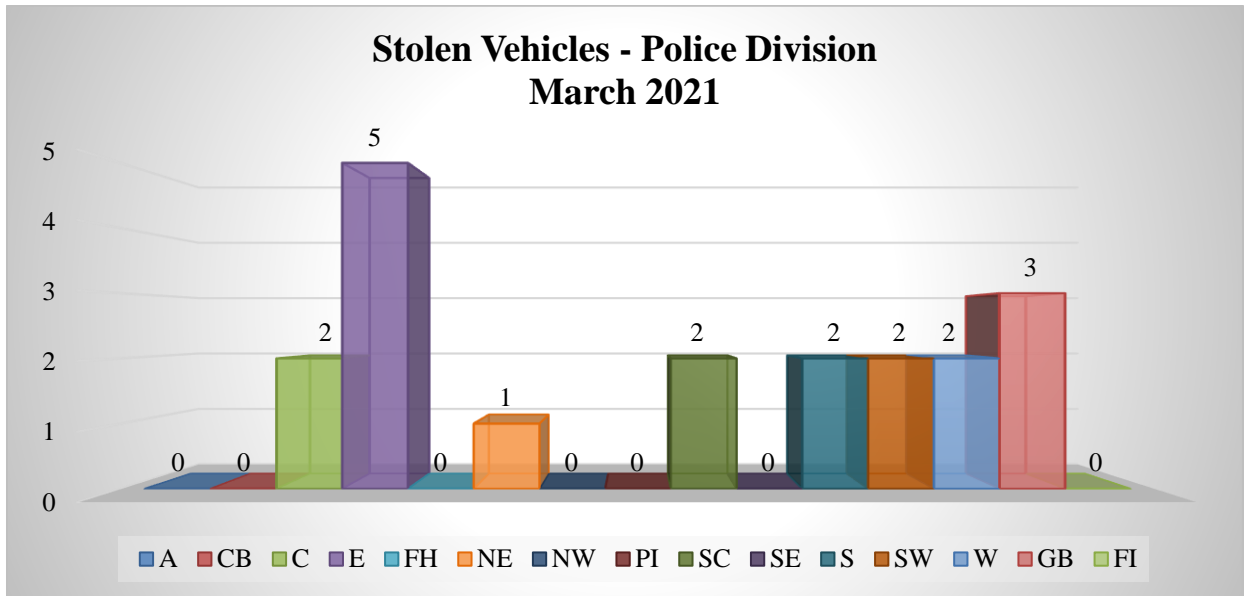
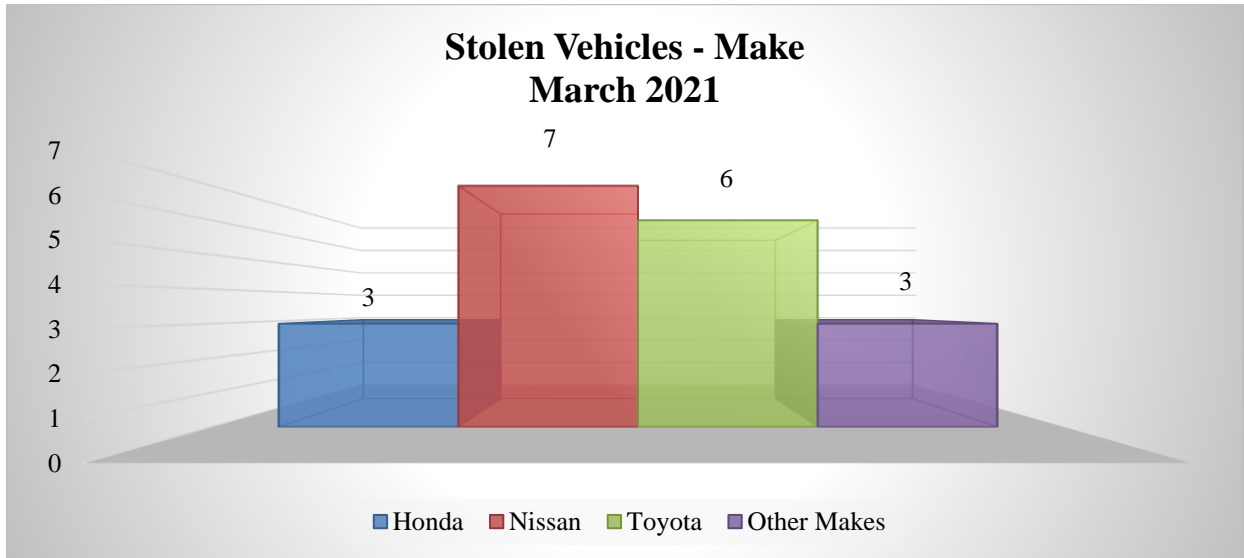
Stolen Vehicle

In March 2021, stolen vehicles increased by 19% with 19 incidents, compared to 16 over the same period in 2020. Three or 16% of vehicles stolen for the month were recovered.



Stolen Vehicles Recovered March 2021





**National Reported Crimes
New Providence District
March
2021 vs 2020**

Crimes Against the Person	2021	2020	% CHANGE
Murder	8	5	60
Attempted Murder	2	0	200
Manslaughter	1	0	100
Rape	3	3	0
Attempted Rape	2	0	200
Unlawful Sexual Intercourse	11	5	120
Armed Robbery	38	23	65
Robbery	7	6	17
Attempted Robbery	1	1	0
Sub-Total	73	43	70
Crimes Against the Property	2021	2020	% CHANGE
Burglary	7	6	17
Housebreaking	29	28	4
Shopbreaking	13	39	-67
Stealing	53	50	6
Stealing from Vehicle	39	29	34
Stolen Vehicle	16	15	13
Sub-Total	157	167	-6
Total	230	210	10

**National Reported Crimes
New Providence District Breakdown
March 2021**

Crimes Against the Person	A	CB	C	E	FH	NE	NW	PI	SC	SE	S	SW	W	Total
Murder	0	0	1	0	2	2	0	0	1	1	1	0	0	8
Attempted Murder	0	0	0	0	0	0	0	0	1	1	0	0	0	2
Manslaughter	0	0	0	0	0	0	0	0	0	0	0	1	0	1
Rape	0	0	0	0	0	0	0	0	0	2	0	1	0	3
Attempted Rape	0	0	0	0	0	0	0	0	2	0	0	0	0	2
Unlawful Sex	0	0	0	1	0	0	0	0	2	2	2	4	0	11
Armed Robbery	0	0	2	1	3	10	0	0	8	5	5	4	0	38
Robbery	0	0	2	0	0	1	0	0	1	0	0	2	1	7
Attempted Robbery	0	0	0	0	0	0	0	0	1	0	0	0	0	1
Sub Total	0	0	5	2	5	13	0	0	16	11	8	12	1	73
Crimes Against the Property	A	CB	C	E	FH	NE	NW	PI	SC	SE	S	SW	W	Total
Burglary	0	2	0	0	1	0	0	0	1	1	0	2	0	7
Housebreaking	0	3	0	5	1	1	2	0	3	5	1	6	2	29
Shopbreaking	0	0	0	1	0	3	1	0	0	2	2	3	1	13
Stealing	0	2	3	9	3	5	1	1	6	4	4	11	4	53
Stealing from Vehicle	0	2	2	6	1	0	3	0	3	3	3	16	0	39
Stolen Vehicle	0	0	2	5	0	1	0	0	2	0	2	2	2	16
Sub Total	0	9	7	26	6	10	7	1	15	15	12	40	9	157
TOTAL	0	9	12	28	11	23	7	1	31	26	20	52	10	230

**National Reported Crimes
Grand Bahama & Northern Bahamas District (Abaco & Bimini)
March
2021 vs 2020**

Crimes Against the Person	2021	2020	% CHANGE
Murder	1	1	0
Attempted Murder	1	2	-50
Manslaughter	0	0	0
Rape	1	1	0
Attempted Rape	0	1	-100
Unlawful Sexual Intercourse	3	0	300
Armed Robbery	0	2	-100
Robbery	2	0	200
Attempted Robbery	0	0	0
Sub-Total	8	7	14
Crimes Against the Property	2021	2020	% CHANGE
Burglary	1	2	-50
Housebreaking	6	10	-40
Shopbreaking	3	4	-25
Stealing	15	11	36
Stealing from Vehicle	8	2	300
Stolen Vehicle	3	1	200
Sub-Total	36	30	20
Total	44	37	19

**National Reported Crimes
Grand Bahama & Northern Bahamas District (Abaco & Bimini) Breakdown
March 2021**

Crimes Against the Person	A	C	EMR	NE	SW	WE	AB GBNB	BI GBNB	Total
Murder	0	0	0	0	0	0	1	0	1
Attempted Murder	0	0	0	0	1	0	0	0	1
Manslaughter	0	0	0	0	0	0	0	0	0
Rape	0	1	0	0	0	0	0	0	1
Attempted Rape	0	0	0	0	0	0	0	0	0
Unlawful Sex	0	1	0	0	0	0	2	0	3
Armed Robbery	0	0	0	0	0	0	0	0	0
Robbery	0	1	0	0	0	0	1	0	2
Attempted Robbery	0	0	0	0	0	0	0	0	0
Sub Total	0	3	0	0	1	0	4	0	8
Crimes Against the Property	A	C	EMR	NE	SW	WE	AB GBNB	BI GBNB	TOTAL
Burglary	0	0	0	0	1	0	0	0	1
Housebreaking	0	3	1	1	0	0	1	0	6
Shopbreaking	0	0	0	0	2	1	0	0	3
Stealing	0	4	3	1	5	0	2	0	15
Stealing from Vehicle	0	5	0	0	2	0	1	0	8
Stolen Vehicle	0	0	0	1	2	0	0	0	3
Sub Total	0	12	4	3	12	1	4	0	36
TOTAL	0	15	4	3	13	1	8	0	44

**National Reported Crimes
Family Islands District
(Central & Southern Bahamas)
March 2021 vs March 2020**

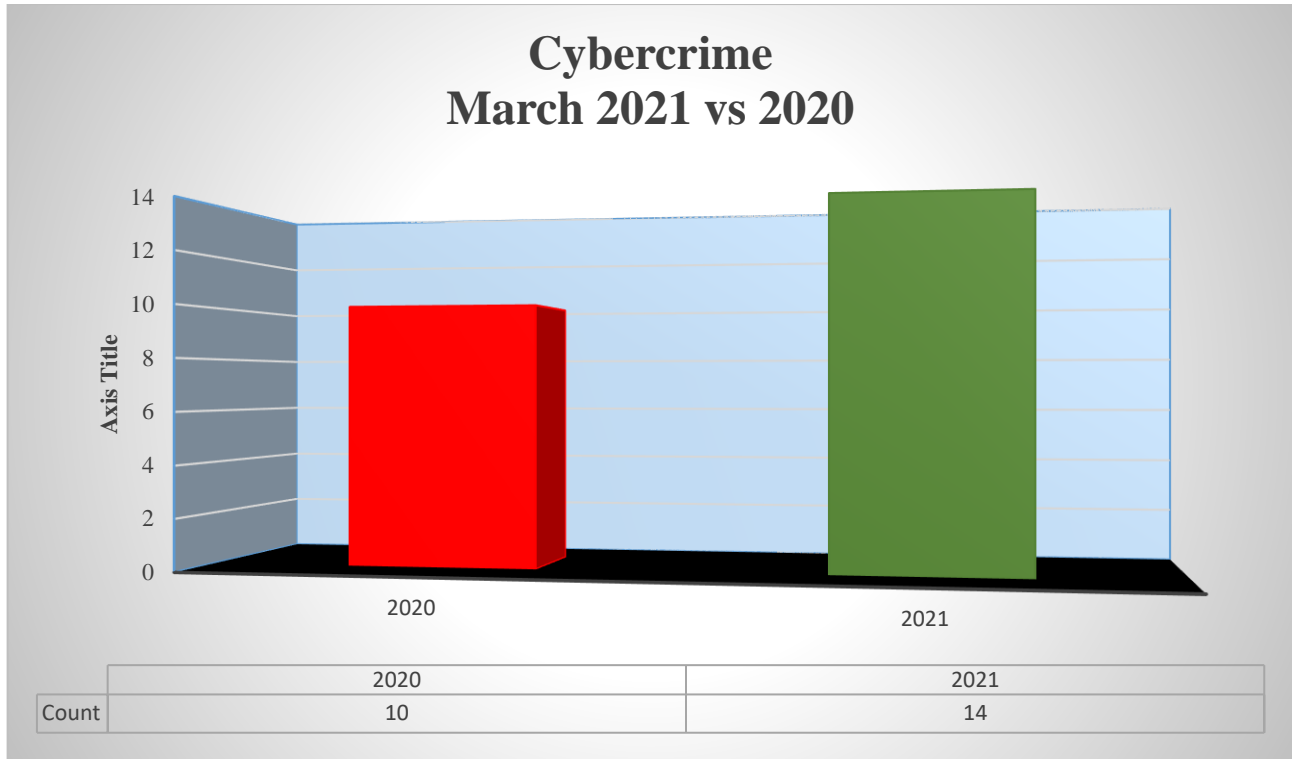
Crimes Against the Person	2021	2020	% CHANGE
Murder	0	0	0
Attempted Murder	0	0	0
Manslaughter	0	1	-100
Rape	1	0	100
Attempted Rape	0	0	0
Unlawful Sexual Intercourse	1	1	0
Armed Robbery	0	0	0
Robbery	0	0	0
Attempted Robbery	0	0	0
Sub-Total	2	2	0
Crimes Against the Property	2021	2020	% CHANGE
Burglary	1	0	100
Housebreaking	7	12	-42
Shopbreaking	3	6	-50
Stealing	11	10	10
Stealing from Vehicle	1	1	0
Stolen Vehicle	0	0	0
Sub-Total	23	29	-21
Total	25	31	-19

**National Reported Crimes
Family Islands District Breakdown
(Central & Southern Bahamas)
March 2021**

Crimes Against Person	AC	AN	BE	CI	EL	EX	IN	LI	M	RC	SS	Total
Murder	0	0	0	0	0	0	0	0	0	0	0	0
Attempted Murder	0	0	0	0	0	0	0	0	0	0	0	0
Manslaughter	0	0	0	0	0	0	0	0	0	0	0	0
Rape	0	0	0	0	1	0	0	0	0	0	0	1
Attempted Rape	0	0	0	0	0	0	0	0	0	0	0	0
Unlawful Sex	0	0	0	0	1	0	0	0	0	0	0	1
Armed Robbery	0	0	0	0	0	0	0	0	0	0	0	0
Robbery	0	0	0	0	0	0	0	0	0	0	0	0
Attempted Robbery	0	0	0	0	0	0	0	0	0	0	0	0
Sub Total	0	0	0	0	2	0	0	0	0	0	0	2
Crimes Against Property	AC	AN	BE	CI	EL	EX	IN	LI	M	RC	SS	Total
Burglary	0	0	0	0	0	0	0	1	0	0	0	1
Housebreaking	0	1	0	2	2	2	0	0	0	0	0	7
Shopbreaking	0	1	0	1	1	0	0	0	0	0	0	3
Stealing	1	3	0	0	2	3	0	1	0	0	1	11
Stealing from Vehicle	0	0	0	0	1	0	0	0	0	0	0	1
Stolen Vehicle	0	0	0	0	0	0	0	0	0	0	0	0
Sub Total	1	5	0	3	6	5	0	2	0	0	1	23
TOTAL	1	5	0	3	8	5	0	2	0	0	1	25

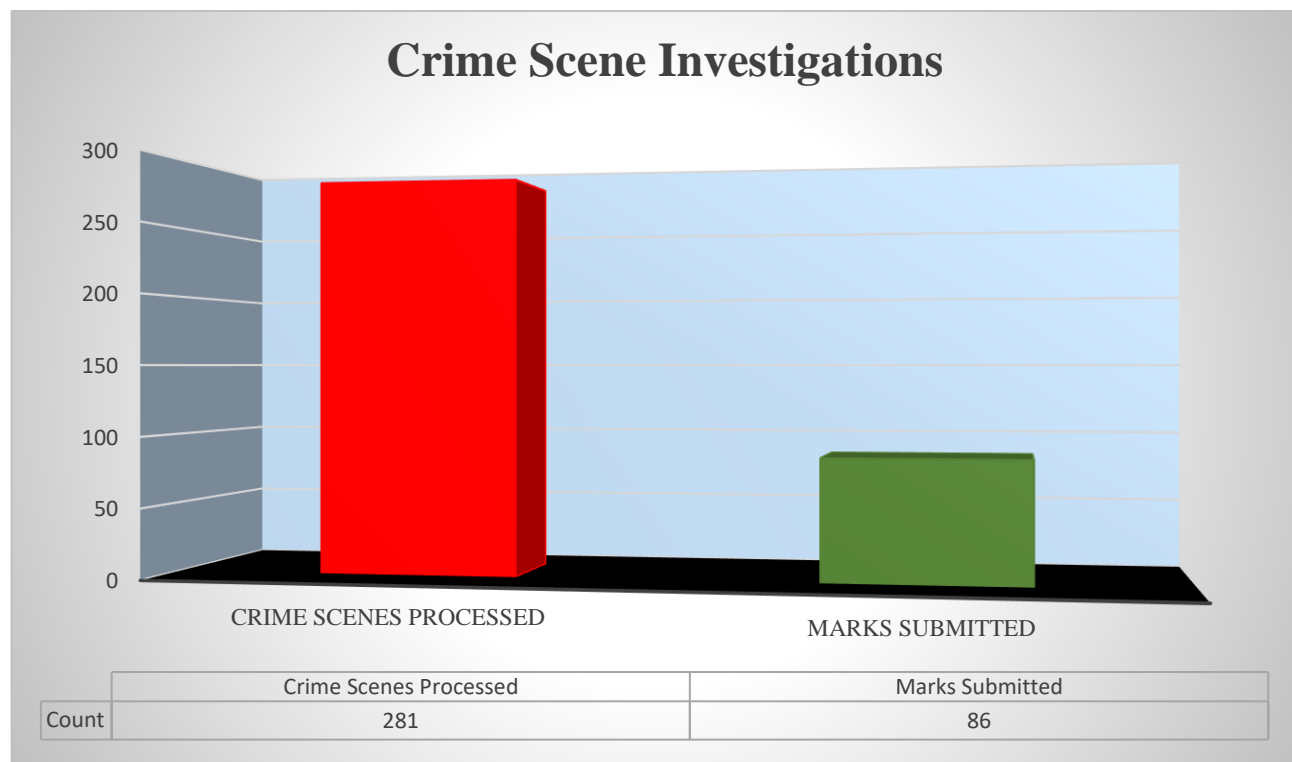
Cybercrime

In March 2021, cybercrime increased by 40% with 14 incidents, compared to 10 in 2020. These cases include libel, hacking, extortion, computer misuse, threats and so on.



Crime Scene Investigation

For the period March 2021, two hundred and eighty-one crime scenes were processed and 86 latent print marks were submitted for evidence.



N.B. These are preliminary figures and are subject to change. Research and Policy Branch, RBPF.

Illegal Firearm Discovery and Seizure Demographics

March 2021

Illegal Firearm Discovery/Seizure - Firearm Type				
Pistol	Revolver	Rifle	Shotgun	Total
17	0	4	0	21

Firearm Discovery/Seizure By Division	
Unit	Firearm
Airport	0
Cable Beach	0
Central	0
Eastern	0
Fox Hill	2
Northeastern	1
Northwestern	0
Paradise Island	0
South Central	1
Southeastern	5
Southern	4
Southwestern	1
Western	0
Central -GB	5
EMR -GB	0
Northeastern -GB	0
Southwestern -GB	1
West End -GB	0
Abaco	0
Eleuthera	1
Total	21

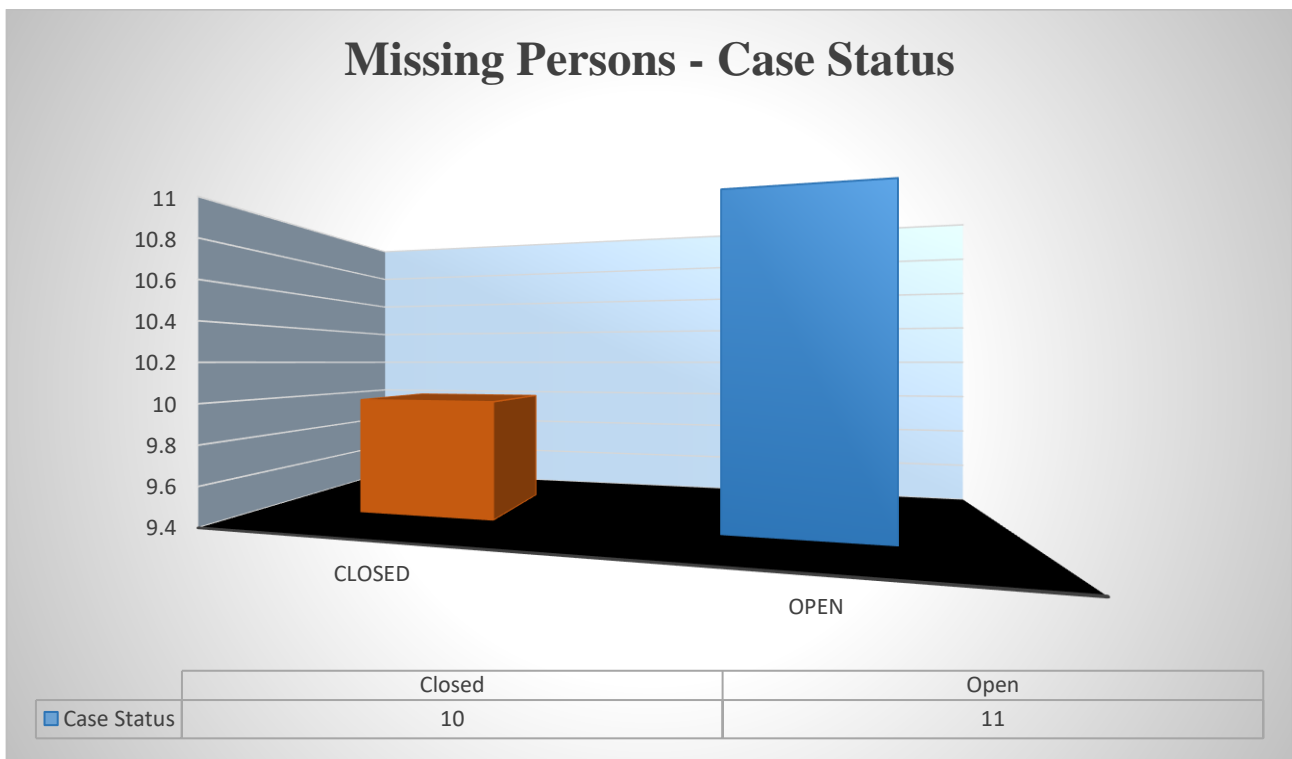
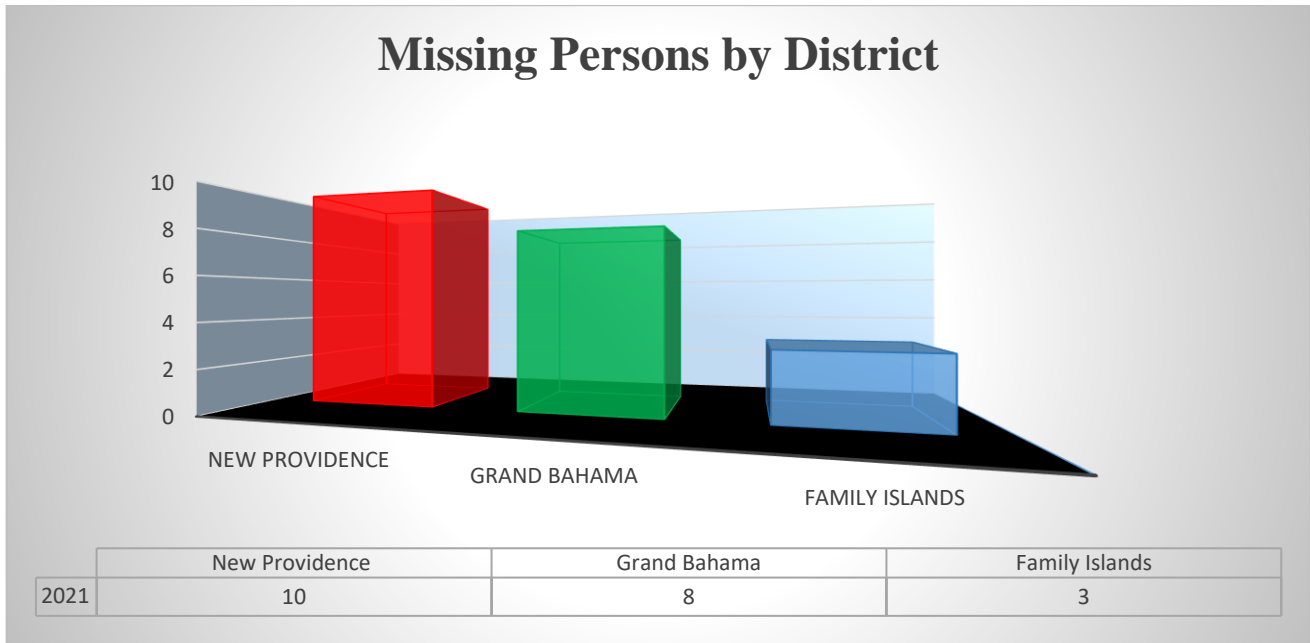
Dangerous Drugs Discovery, Seizures and Arrests – March 2021

MARCH 2021	TYPE OF DRUGS		GRAND TOTAL	
	COCAINE		406.88 lbs.	
	HYDROPONIC MA		7.06 lbs.	
	MARIJUANA		376.40 lbs.	
	MARIJUANA PLANTS		505 plants	
	MARIJUANA CAKE BATTER		5 tins	
	MARIJUANA CANDIES		1 pack	
	MARIJUANA CEREAL BARS		5 bars	
	MARIJUANA CHIPS		131 packages	
	MARIJUANA CHOCOLATE BARS		9 bars	
	MARIJUANA GUMMY		50 packages	
	MARIJUANA GUMMIE-BEARS		1 pack	
	MARIJUANA INFUSED RESIN		6 packages	
	MARIJUANA OIL		81 bottles	
	MARIJUANA OIL		41 cartridges	
	MARIJUANA OIL		2 jars	
	MARIJUANA OIL		2 vape pen	
	MARIJUANA OIL		1 vial	
	MARIJUANA SAUCE		8 bottles	
	MARIJUANA SOUR BELT CANDIES		16 packages	
	MARIJUANA SKIN CREAM		2 jars	
	MARIJUANA SYRUP		9 bottles	
	MARIJUANA WAX		4 jars	
	ECSTASY TABLETS		2 tablets	
TOTAL CASES		121		
CASES PROSECUTED		84		
PERSONS ARRESTED		147		
PERSONS CHARGED		128		
PERSON ARRESTED		AMOUNT ARRESTED	AMOUNT CHARGE	AMOUNT NOT CHARGED
ADULT		140	125	15
JUVENILE		7	3	4
		147	128	19

N.B. These are preliminary figures and are subject to change. Research and Policy Branch, RBPF.

Missing Persons

The Royal Bahamas Police Force investigated 21 reported incidents of missing persons throughout the Commonwealth of the Bahamas. A total of 10 cases have been solved and the missing individuals were found safe. Eleven case remains open under investigation.



**Emergency Powers Order
COVID-19 Breaches by District
March 2021**

Emergency Powers Order (Offences)	New Providence	Grand Bahama	Family Islands	Total
Attending social gathering	1	0	0	1
Other Breach	24	11	36	71
Curfew Breach	25	41	23	89
Fail to enforce social distancing	0	3	0	3
Fail to implement sanitizing requirements	0	0	0	0
Failure to carry government ID	5	7	19	31
Failure to social distance	0	0	0	0
Failure to utilize curbside business	0	0	0	0
Failure to wear face mask	6	4	4	14
Hosting social gathering	3	1	1	5
Operating prohibited business	32	0	0	32
Permit person on premises w/o mask	0	0	0	0
Permit person to inside dining	0	0	0	0
Sub Total	96	67	83	246

Other Police Activities
All Bahamas
March
2021 vs 2020

Other Activities	2021	2020	% Change
Police Field Check Patrols	1,035	268	286
Assistance Requested	211	427	-51
Persons Searched	56	53	6
Electronic Monitoring Breach	3	18	-83
Breach of Bail – Witness Tampering	0	0	0
Breach of Bail – Fail to sign in	2	0	200
Police Stop and Search	77	30	157
Alarm Activation	62	51	22
Fire Alarms	10	5	100
Road Checks	52	39	33
Warrants Executed	65	17	282

Other Community Activities	2021	2020	% Change
Police Escorts	192	129	49
Police Visits	1,818	1,058	72
School Visits	222	34	553
Community Policing Initiatives	233	28	732
COVID 19 Assistance	4	3	33

Complaints Against Police Officers

March 2021

Complaints Against Police Officers	
Case Type	Total
Civilians	14
Police	10
Corruption	0
Total	24

Case Status - Civilian Matters							
Under Investigation	Complaint Withdrawn	Unfounded	Subjudice	Civil Action Advised/ Warning	Compensation	Pending Trial	Total
11	0	0	0	3	0	0	14

Case Status – Internal Matters							
Under Investigation	Discharge / Acquittal	Withdrawn / No Further Action	Resignation	Conviction	Unfounded/ Unsubstantiated/ Insufficient Evidence	Before Tribunal	Total
8	0	0	1	0	0	1	10

Case Status - Corruption Matter				
Under Investigation	Complaint Withdrawn	Unfounded/ Unsubstantiated/ Insufficient Evidence	Before Tribunal	Total
0	0	0	0	0

**Fire Calls – All Bahamas
March 2021 vs 2020**

Fire Calls – All Bahamas			
Type of Call	2021	2020	% Change
Building	19	15	27
Vehicles	22	24	-8
Bush	43	38	13
Special Service	4	6	-33
False Alarms	23	35	-34
Boat	0	0	0
Bomb Threat	0	1	-100
Electrical	5	4	25
Rubbish	42	37	14
Miscellaneous	2	4	-50
Total Calls	160	164	-2
Total Estimated Damages	\$214,250.00	\$306,650.00	-20

Fire Calls - Breakdown			
Category	2021	2020	% Change
Death by Fire	0	0	0
Fire Injuries	2	0	200
Investigated Fires	133	124	7
Arson Matters	9	7	29
Extrication	2	1	100
Family Island Fires	0	0	0
Family Island Deaths	0	0	0
Family Island Injuries	0	0	0
Major Fires	0	0	0
Accidental Fires	6	6	0
Insured Estimated Damages	\$94,300.00	\$123,100.00	-23
Uninsured Estimated Damages	\$119,950.00	\$82,950.00	45

**Miscellaneous Incidents
All Bahamas
March 2021 vs 2020**

Miscellaneous Incidents – All Bahamas			
Category	2021	2020	% CHANGE
Alarm Activation	62	51	22
Assault	164	111	48
Assault Police Officer	7	12	-42
Attempted Breaking	10	13	-23
Attempted Stealing	10	7	43
Bomb Threat	0	1	-100
Causing Damage	171	116	47
Causing Harm	100	72	39
Child Abuse	6	1	500
Child Neglect	3	1	200
Disturbance	117	104	13
Gunshot Reports	114	93	23
Lost Passport	112	92	22
Loud Music	6	4	50
Stealing from Vehicle (Minor)	152	116	31
Stealing (Minor)	116	92	26
Sudden Death (Natural Causes)	87	85	2
Threats of Death	102	82	24
Threats of Harm	89	51	75
Wounding	7	7	0
TOTAL	1,435	1,111	29

Miscellaneous Incidents – Divisional Breakdown
All Bahamas
March 2021

Miscellaneous Incidents – Police Divisions																
Category	A	CB	C	E	FH	NE	NW	PI	SC	SE	S	SW	W	GB	FI	Total
Alarm Activation	0	1	0	0	0	0	0	4	0	0	0	0	1	50	6	62
Assault	1	2	7	8	4	14	7	1	13	21	15	29	2	26	15	165
Assault Police Officer	0	0	0	0	1	1	1	0	0	1	1	0	0	2	0	7
Attempted Breaking	0	0	0	1	1	1	0	0	0	2	0	3	0	1	1	10
Attempted Stealing	0	0	2	1	2	1	0	0	2	0	0	2	0	0	0	10
Bomb Threat	0	0	0	0	0	0	0	0	0	0	0	0	0	0	0	0
Causing Damage	1	7	7	18	6	10	4	1	13	14	10	19	6	26	29	171
Causing Harm	0	1	9	4	3	5	3	0	7	9	13	10	2	24	12	102
Child Abuse	0	0	0	0	0	2	1	0	1	1	0	0	0	0	1	6
Child Neglect	0	0	1	1	0	0	0	0	0	0	0	0	0	1	0	3
Disturbance	0	6	0	4	0	1	2	5	6	1	3	5	2	56	26	117
Gunshots Report	0	0	1	12	0	19	6	0	4	17	33	18	2	1	1	114
Lost Passport	0	3	4	7	1	3	3	1	10	17	10	14	1	31	8	113
Loud Music	0	1	0	0	0	0	0	1	0	0	0	0	0	2	2	6
Stealing from Vehicle (Minor)	0	5	4	22	5	17	9	0	11	39	5	18	5	10	2	152
Stealing (Minor)	0	1	2	8	10	14	4	0	13	9	5	20	2	15	12	115
Sudden Death (Natural Causes)	1	0	1	11	3	9	2	0	6	11	3	10	3	22	7	89
Threats of Death	0	0	7	7	3	11	5	1	16	6	7	23	1	7	9	103
Threats of Harm	1	2	7	4	5	2	4	2	11	6	8	9	4	14	10	89
Wounding	0	0	1	0	0	1	0	0	2	0	0	3	0	0	0	7
Total	4	29	53	108	44	111	51	16	115	154	113	183	31	288	141	1441

**Domestic Related Cases
All Bahamas
March 2021 vs 2020**

Domestic Related Cases	2021	2020	% CHANGE
Murder	4	4	0
Attempted Murder	0	0	0
Assault	0	0	0
Assault with a deadly weapon	7	4	75
Assistance Requested	9	46	-80
Causing Damage	28	14	100
Causing Harm	47	19	147
Disturbance	26	8	225
Domestic Reports (General)	58	26	123
Fighting	5	2	150
Grievous Harm	1	0	100
Harassment	9	0	900
Shooting	0	0	0
Stabbing	0	0	0
Threat of Arson	4	0	400
Threat of Harm	14	5	180
Threat of Death	19	21	-10
Trespassing	4	0	400
Wounding	1	0	100
TOTAL	236	149	58

**Domestic Related Cases
Divisional Breakdown
March 2021**

Domestic Related Cases	A	CB	C	E	FH	NE	NW	PI	SC	SE	S	SW	W	GB	FI	Total
Murder	0	0	0	0	0	0	0	0	0	0	0	0	0	0	0	0
Attempted Murder	0	0	0	0	0	0	0	0	0	0	0	0	0	0	0	0
Assault	0	0	0	0	0	0	0	0	0	0	0	0	0	0	0	0
Assault with a deadly weapon	0	0	0	0	0	0	0	0	3	0	1	2	0	1	0	7
Assistance Requested	0	0	0	0	0	4	0	0	1	2	0	0	0	1	0	8
Causing Damage	0	0	0	2	1	3	0	1	1	3	2	6	1	2	6	28
Causing Harm	0	0	3	2	1	1	0	0	4	7	7	6	1	12	3	47
Disturbance	0	1	0	1	0	0	0	1	1	1	1	3	0	12	5	26
Domestic Reports	0	2	0	4	0	1	1	0	1	5	2	4	0	23	15	58
Fighting	0	0	0	0	0	2	1	0	0	0	0	0	0	1	1	5
Grievous Harm	0	0	0	0	0	0	0	0	0	1	0	0	0	0	0	1
Harassment	0	0	1	2	0	0	0	0	0	2	1	1	0	1	1	9
Shooting	0	0	0	0	0	0	0	0	0	0	0	0	0	0	0	0
Stabbing	0	0	0	0	0	0	0	0	0	0	0	0	0	0	0	0
Threat of Arson	0	0	0	0	0	1	0	0	1	0	0	0	0	2	0	4
Threat of Harm	0	0	1	1	0	1	1	0	2	0	0	2	0	4	2	14
Threat of Death	0	0	1	0	2	1	2	0	3	3	0	5	0	0	2	19
Trespassing	0	0	0	0	0	0	1	0	0	0	0	1	0	2	0	4
Wounding	0	0	0	0	0	0	0	0	0	0	0	1	0	0	0	1
Total	0	3	6	12	4	14	6	2	17	24	14	31	2	61	35	231

**Gender Based Violence
March 2021**

	Year	2021					2020				
	District	Total Males	Females			Total	Total Males	Females			Total
			Juvenile	Adult	%			Juvenile	Adult	%	
Murder	All Bahamas	9	0	0	0	9	4	0	1	20	5
	New Providence	8	0	0	0	8	3	0	1	25	4
	Grand Bahama	1	0	0	0	1	1	0	0	0	1
	Family Islands	0	0	0	0	0	0	0	0	0	0
Att Murder	All Bahamas	3	0	1	25	4	2	0	0	0	2
	New Providence	2	0	0	0	2	0	0	0	0	0
	Grand Bahama	1	0	1	50	2	2	0	0	0	2
	Family Islands	0	0	0	0	0	0	0	0	0	0
Shooting	All Bahamas	6	2	4	50	12	9	0	0	0	9
	New Providence	6	2	4	50	12	9	0	0	0	9
	Grand Bahama	0	0	0	0	0	0	0	0	0	0
	Family Islands	0	0	0	0	0	0	0	0	0	0
Stabbing	All Bahamas	2	0	2	50	4	4	0	1	20	5
	New Providence	2	0	2	50	4	4	0	1	20	5
	Grand Bahama	0	0	0	0	0	0	0	0	0	0
	Family Islands	0	0	0	0	0	0	0	0	0	0
Rape	All Bahamas	0	0	4	100	4	1	0	3	75	4
	New Providence	0	0	3	100	3	1	0	2	67	3
	Grand Bahama	0	0	0	0	0	0	0	1	100	1
	Family Islands	0	0	1	100	1	0	0	0	0	0
Causing Harm	All Bahamas	42	0	56	57	98	31	1	34	53	66
	New Providence	28	0	37	57	84	23	0	23	50	46
	Grand Bahama	7	0	15	68	5	5	1	7	62	13
	Family Islands	8	0	4	33	12	3	0	4	57	7
Threats of Death	All Bahamas	51	0	47	48	98	49	0	30	38	79
	New Providence	39	0	45	54	84	43	0	24	36	67
	Grand Bahama	3	0	2	40	5	2	0	2	50	4
	Family Islands	9	0	0	0	9	4	0	4	50	8
Threats of Harm	All Bahamas	35	1	48	58	84	21	0	26	55	47
	New Providence	24	1	34	59	59	16	0	21	57	37
	Grand Bahama	2	0	11	85	13	1	0	2	67	3
	Family Islands	9	0	3	25	12	4	0	3	43	7
Poss. of Firearm with intent to endanger i.c.	All Bahamas	2	0	0	0	2	5	0	1	17	6
	New Providence	1	0	0	0	1	3	0	0	0	3
	Grand Bahama	1	0	0	0	1	2	0	1	33	3
	Family Islands	0	0	0	0	0	0	0	0	0	0
Assault with deadly weapon	All Bahamas	18	2	13	45	33	23	0	12	34	35
	New Providence	16	1	11	43	28	17	0	11	39	28
	Grand Bahama	2	0	1	33	3	4	0	0	0	4
	Family Islands	0	1	1	100	2	2	0	1	33	3

**Police Involved Shootings
March
2021 vs 2020**

Encounters with Armed Suspects			
Incidents	2021	2020	% CHANGE
Police Involved Shootings	1	2	-50

Encounters with Armed Suspects by Division																
Year	A	CB	C	E	FH	NE	NW	PI	SC	SE	S	SW	W	GB	FI	Total
2021	0	0	0	0	0	0	0	0	0	1	0	0	0	0	0	1
2020	0	0	0	2	0	0	0	0	0	0	0	0	0	0	0	2

Status of Armed Suspect			
Status	2021	2020	% CHANGE
Deceased	1	2	-50
Injured	0	0	0

Suicide Incidents
March
2021 vs 2020

Category	2021	2020	% CHANGE
Suicide	0	2	-100
Attempted Suicide	6	4	50

Category	New Providence	Grand Bahama	Family Island	Total
Suicide	0	0	0	0
Attempted Suicide	4	1	1	6

Suicide by Gender						
Age Range	Males		Females		Total	
	2021	2020	2021	2020	2021	2020
0-17	0	0	0	0	0	0
18-30	0	0	0	0	0	0
31-45	0	2	0	0	0	2
46-60	0	0	0	0	0	0
61 & Older	0	0	0	0	0	0
Unknown	0	0	0	0	0	0
Total	0	2	0	0	0	2

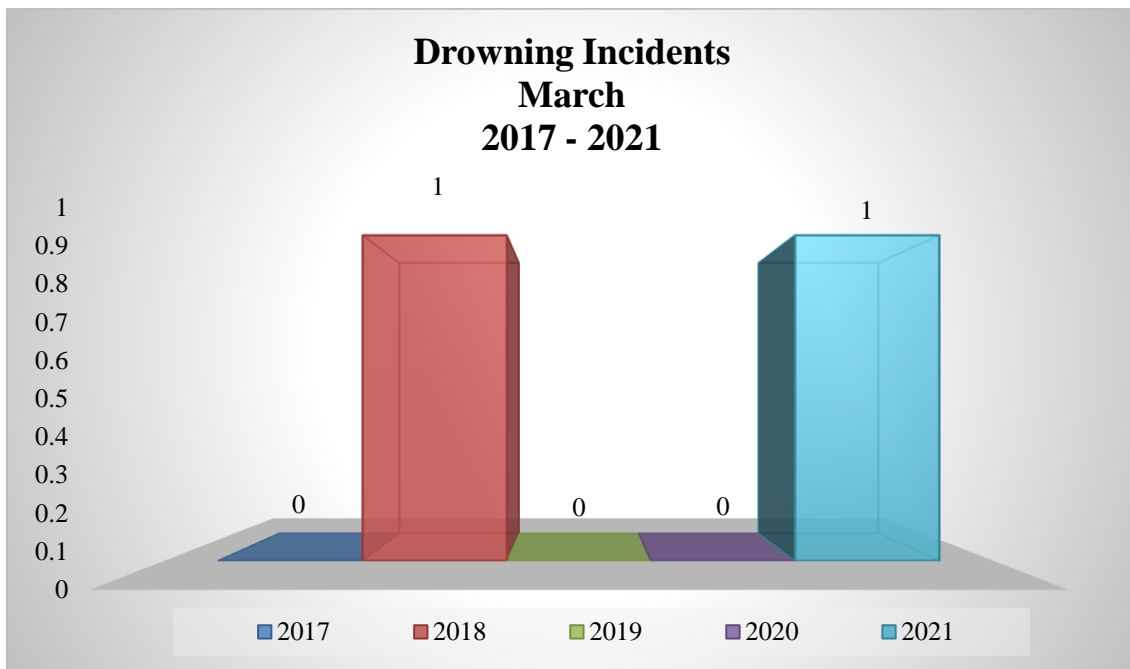
Attempted Suicide by Gender						
Age Range	Males		Females		Total	
	2021	2020	2021	2020	2021	2020
0-17	0	0	0	0	0	0
18-30	1	1	0	1	1	2
31-45	0	0	1	0	1	0
46-60	3	0	0	1	3	1
61 & Older	0	0	0	0	0	0
Unknown	1	0	0	1	1	1
Total	5	1	1	3	6	4

**Drowning Incidents
March
2021 vs 2020**

Category	2021	2020	% Change
Drowning	1	0	100

Category	2021	2020	2019	2018	2017
Drowning	1	0	0	1	0

Drownings by Gender						
Age Range	Males		Females		Total	
	2021	2020	2021	2020	2021	2020
0-17	0	0	0	0	0	0
18-30	0	0	0	0	0	0
31-45	0	0	0	0	0	0
46-60	1	0	0	0	1	0
61 & Older	0	0	0	0	0	0
Unknown*	0	0	0	0	0	0
Total	1	0	0	0	1	0

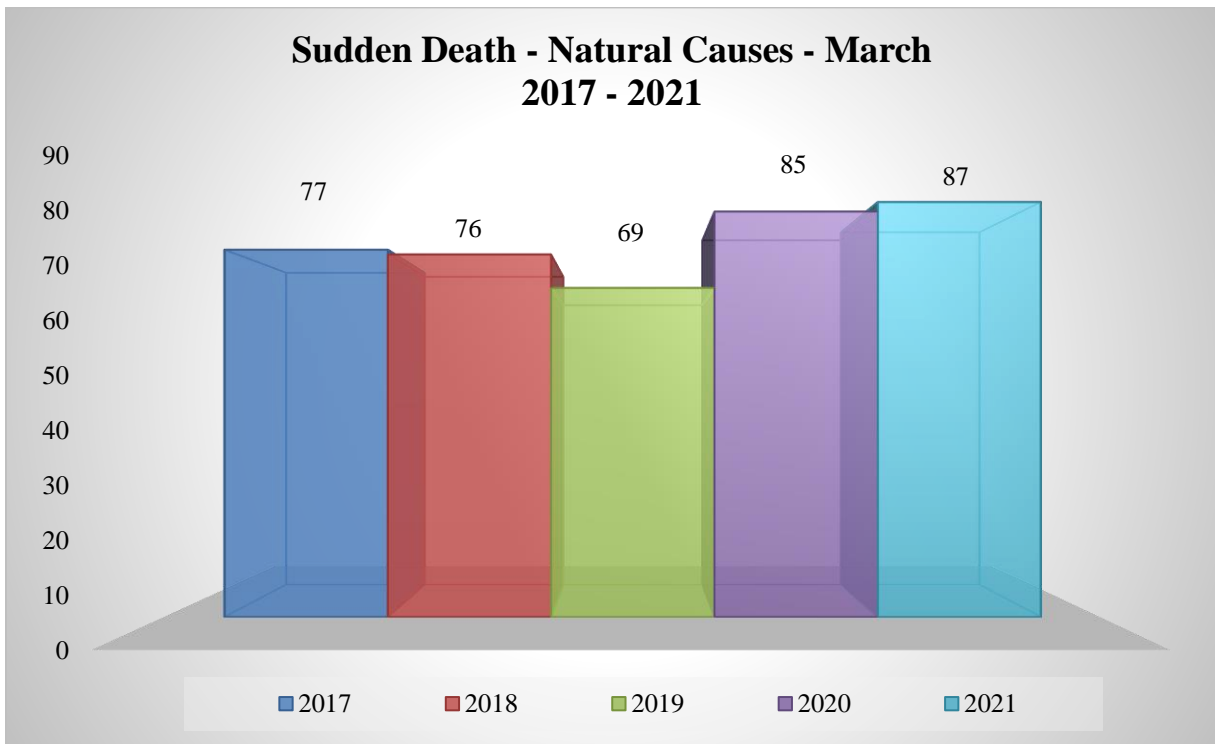


N.B. These are preliminary figures and are subject to change. Research and Policy Branch, RBPF.

**Sudden Death – Natural Causes
March
2017 – 2021**

Incident	2021	2020	% Change
Sudden Death (Natural Causes)	87	85	2

Incident	2021	2020	2019	2018	2017
Sudden Death (Natural Causes)	87	85	69	76	77

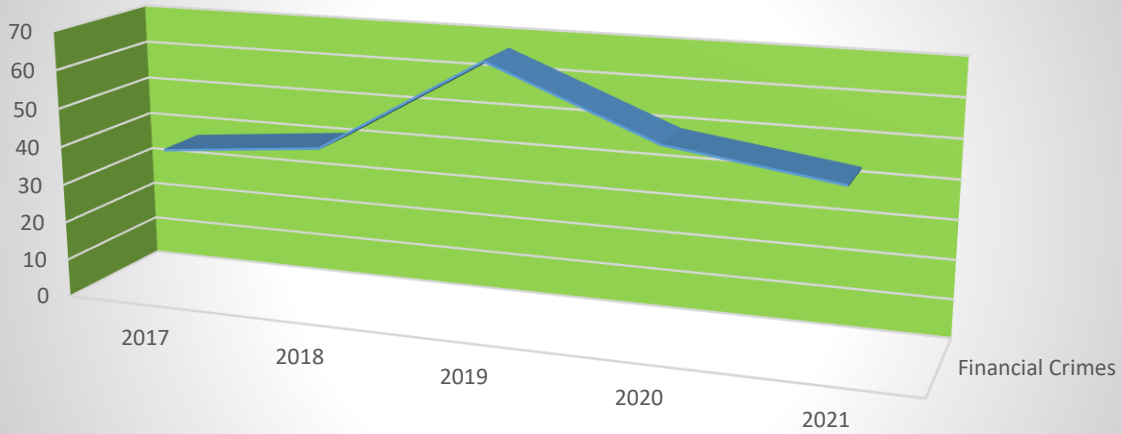


**Financial Crimes
March
2021 vs 2020**

Incident	2021	2020	% Change
Bribery	1	0	100
Extortion	1	1	0
Falsification of Accounts	0	0	0
Forgery	0	0	0
Fraud by False Pretences	7	14	-50
Possession of Forged Currency Notes	4	3	33
Possession of Forged Documents	14	2	600
Proceeds from Crime	0	1	-100
Stealing by reason of employment	5	8	-38
Stealing by reason of service	12	21	-43
Uttering Forged Currency Notes	0	0	0
Uttering Forged Documents	0	0	0
Sub-Total	44	50	-12

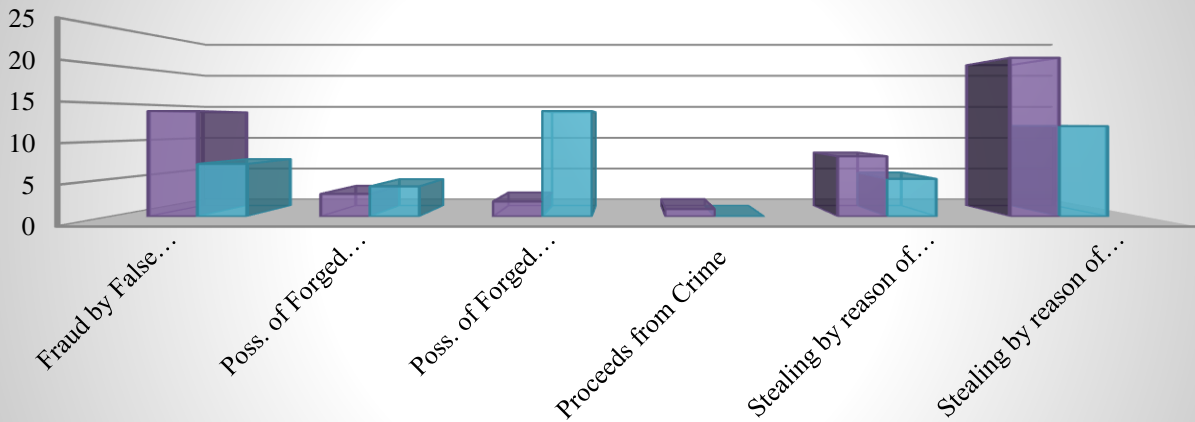
Incident	2021	2020	2019	2018	2017
Bribery	1	0	2	0	1
Extortion	1	1	3	1	1
Falsification of Accounts	0	0	0	0	0
Forgery	0	0	1	2	5
Fraud by False Pretences	7	14	27	6	2
Possession of Forged Currency Notes	4	3	5	4	0
Possession of Forged Documents	14	2	1	2	1
Proceeds from Crime	0	1	1	6	9
Stealing by reason of employment	5	8	7	5	7
Stealing by reason of service	12	21	18	16	12
Uttering Forged Currency Notes	0	0	2	0	0
Uttering Forged Documents	0	0	0	0	0
Sub-Total	44	50	67	42	38

Financial Crimes March 2021



	2017	2018	2019	2020	2021
Financial Crimes	38	42	67	50	44

Financial Crimes March 2021 Vs. 2020

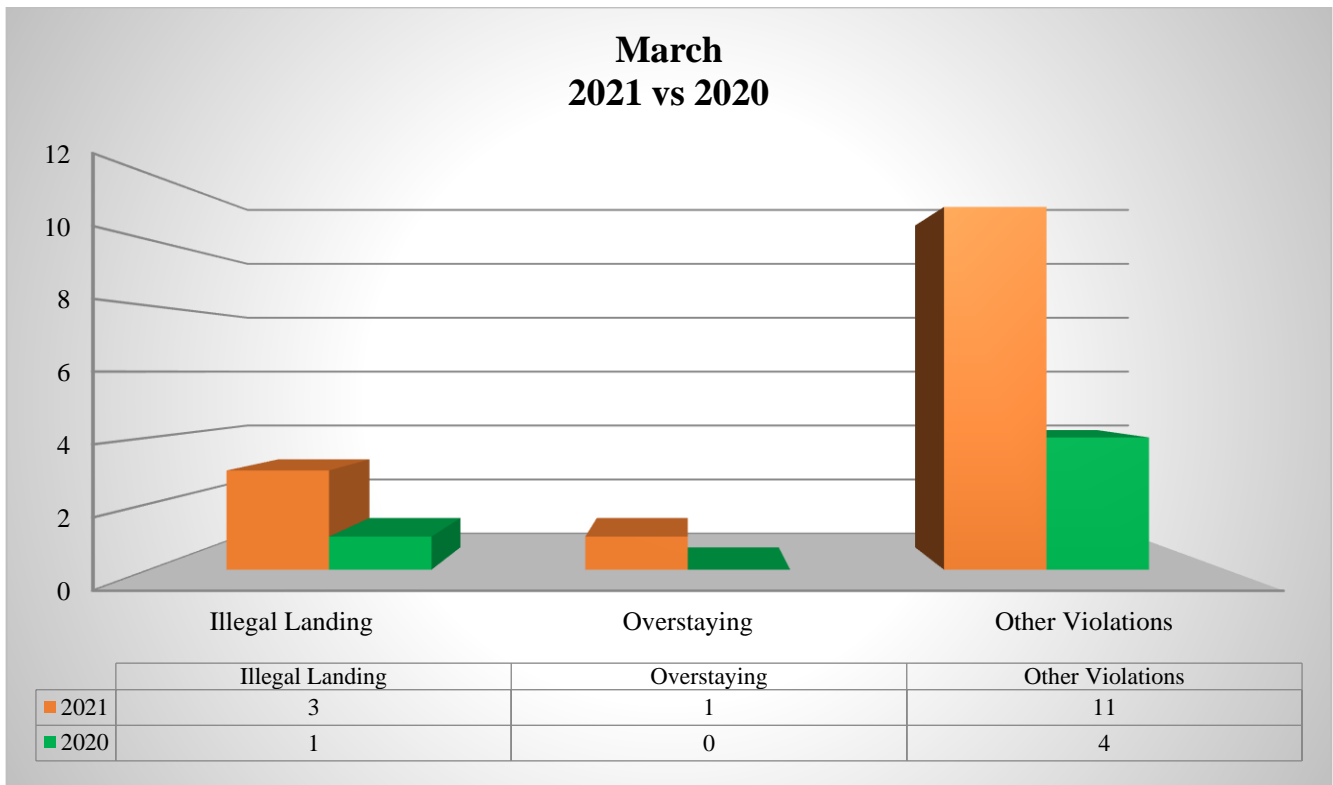


	Fraud by False Pretences	Poss. of Forged Currency Notes	Poss. of Forged Documents	Proceeds from Crime	Stealing by reason of employment	Stealing by reason of service
2020	14	3	2	1	8	21
2021	7	4	14	0	5	12

**Immigration Violations
March
2021 vs 2020**

Category	2021	2020	% Change
Illegal Landing	3	1	200
Overstaying	1	0	100
Other Violation	11	4	175

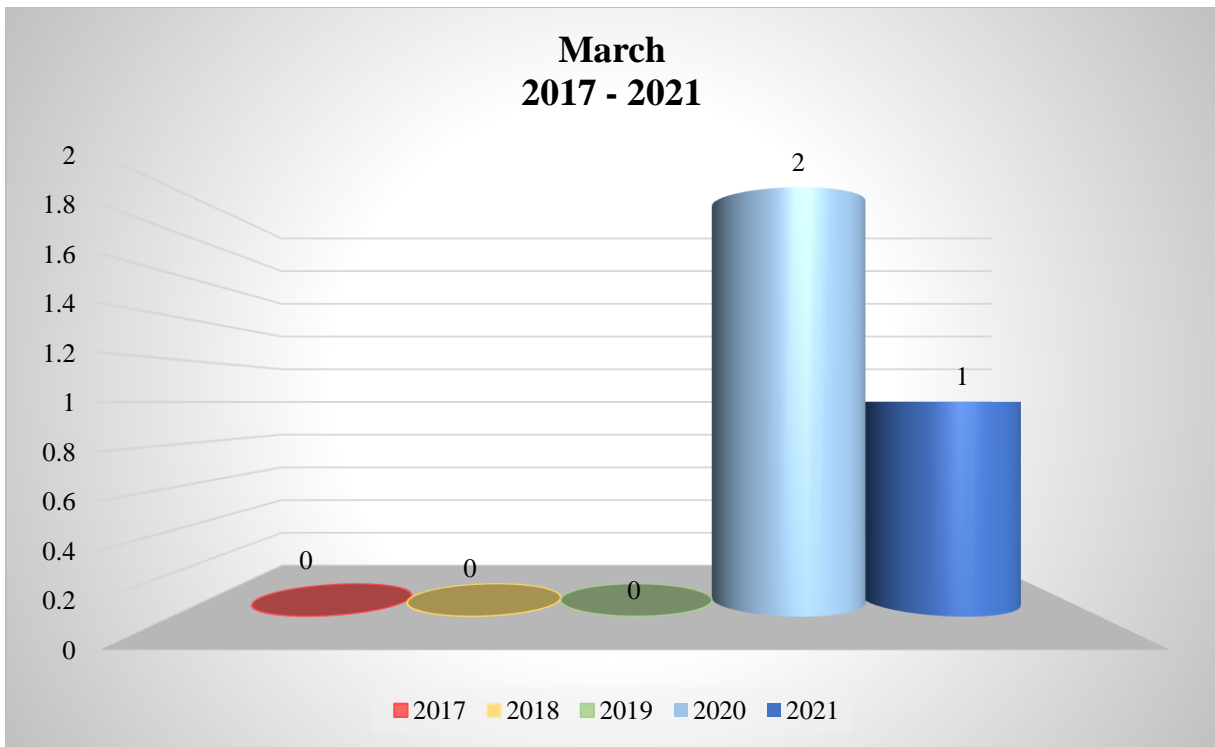
Incident	2021	2020	2019	2018	2017
Illegal Landing	3	1	2	0	0
Overstaying	1	0	1	0	0
Other Violation	11	4	2	5	2



**Human Smuggling
March
2021 vs 2020**

Category	2021	2020	% Change
Trafficking in Persons	1	2	50

Incident	2021	2020	2019	2018	2017
Trafficking in Persons	1	2	0	0	0



**Traffic Incidents – All Bahamas
March 2021 vs 2020**

Fixed Penalty Notices – All Bahamas			
Category	2021	2020	% CHANGE
Fixed Penalty Notices	2,979	1,838	62

Road Accident Reports			
Category	2021	2020	% CHANGE
Fatal Accidents	6	3	100
Damage only	510	544	-6
Hit & Run	95	100	-5
Minor Injuries	148	163	-9
Serious Injuries	10	6	67

Victims of Fatal Accidents			
Category	2021	2020	% CHANGE
Fatal Crash Victims	6	3	100

Road Accident Reports by District				
Accident Type	New Providence	Grand Bahama	Family Islands	Total
Fatality	3	2	1	6
Damage only	465	32	13	510
Hit & Run	87	7	1	95
Minor Injuries	105	28	15	148
Serious Injuries	4	4	2	10

**Training March 2021
Internal, External & International**

Training Session	# of Participants
Covid 19 Vaccination Training (Hosted by The World Health Organization)	1
National Registration Recertification	1
AS 400 Initial Training Refresher Course	1
Advanced Cardiac Life Support Instructor Training	1
World Health Organization Covid 19 Vaccination Training	1
To be or not to be Vaccinated Webinar (Hosted by The University of the Bahamas)	2
AS 400 Initial Training	4
Medical Center Professional Development Training	6
Bahamas National Drug Council Workshop – Excelling Under Pressure	15
Covid 19 Vaccination Training	15
Total	47